

BELLARMINÉ

MEN'S BASKETBALL RECORD BOOK

2011 NATIONAL CHAMPIONS



JAKE
THELEN

2014-15
CONSENSUS
ALL-AMERICAN
&
GLVC PLAYER
OF THE YEAR



1,000 POINT CLUB

NAME	YRS.	GMS.	PTS.	AVG.
1. Steve Mercer	1993-97	108	1,969	18.2
2. Floyd Smith	1973-77	103	1,932	18.8
3. Tom Schurfranz	1987-92	112	1,868	16.7
4. Jeremy Kendle	2009-12	100	1,792	17.9
5. Chris Dowe	2009-13	132	1,731	13.1
6. Rudy Montgomery	1955-60	89	1,723	19.4
7. Braydon Hobbs	2008-12	133	1,637	12.3
8. Clint Davis	1983-87	111	1,602	14.4
9. Buddy Cox	1981-84	72	1,594	22.1
Bruce Olliges	1977-81	72	1,594	22.1
11. Mike Holmes	1984-88	106	1,581	14.9
12. Jared McCurry	1998-02	109	1,565	14.4
13. Shannon Phillips	1991-95	104	1,555	15.0
14. Jim Hall	1972-76	97	1,470	15.2
15. Brandy Monks	1987-91	115	1,436	12.5
16. Jake Thelen	2011-15	96	1,412	14.4
17. George Duncan	1970-74	98	1,411	14.4
18. Keisten Jones	2010-14	130	1,387	10.7
19. Justin Benedetti	2007-11	122	1,371	11.2
20. John Ellington	1988-92	106	1,358	12.8
21. Al Stevenson	1955-59	71	1,313	18.5
22. Brad Bixler	1995-00	107	1,246	11.6
23. Chris Renfroe	1974-78	102	1,221	12.0
Eugene Mosley	1960-64	102	1,221	12.0
25. Dwight Moore	1975-79	105	1,218	11.6
26. Luke Sprague	2008-12	127	1,211	9.5
27. Bruce Johnson	2001-04	83	1,210	14.6
28. Jack McLemore	1957-61	97	1,203	12.4
29. John Parrott	1979-83	107	1,179	11.0
30. Bobby Todd	1971-75	101	1,168	11.6
31. Dave Kelly	1952-56	85	1,147	13.5
32. Jim Crawford	1983-87	94	1,130	12.0
33. Adam Etienne	1999-04	109	1,125	10.3
34. Brad Ayer	1999-03	108	1,089	10.1
35. Marvin Utley	1984-88	106	1,034	9.8
36. Zach Miller	2000-04	104	1,003	9.6

•Active players in bold

INDIVIDUAL PROGRAM RECORDS

MOST POINTS IN A GAME

PL	NAME	PTS.	OPPONENT	DATE
1.	Matt Otte	43	Lewis	Feb. 10, 2007
	Rudy Montgomery	43	Marian	Jan. 27, 1960
3.	Floyd Smith	42	Transylvania	Jan. 15, 1976
4.	Reggie Burcy	41	Northern Kentucky	Mar. 2, 1989
	Mike Holmes	41	IUPU-Fort Wayne	Feb. 27, 1988
6.	Tom Schurfranz	40	Ashland	Jan. 18, 1992
	Ron Belton	40	UW-Milwaukee	Feb. 26, 1969
	Joe Reibel	40	St. Joseph's	Feb. 23, 1979
	Rudy Montgomery	40	St. Joseph's	Dec. 5, 1958

MOST POINTS IN A SEASON

PL	NAME	SEASON	GMS.	FG.	FT.	PTS.	AVG.
1.	Floyd Smith	1976-77	28	267	167	701	25.0
2.	Jake Thelen	2014-15	35	270	110	651	18.6
3.	Jeremy Kendle	2011-12	33	229	127	635	19.2
4.	Tom Schurfranz	1990-91	30	245	131	621	20.5
5.	Tom Schurfranz	1991-92	28	241	128	610	21.8
6.	Buddy Cox	1981-82	29	247	106	600	20.7
7.	Steve Mercer	1995-96	27	226	144	598	22.1
8.	Jeremy Kendle	2010-11	35	203	141	591	16.9
9.	Reggie Burcy	1988-89	28	215	130	583	20.8
10.	Jeremy Kendle	2009-10	32	212	94	566	17.6

FREE THROW PERCENTAGE IN A SEASON (MIN. 2 FTA/GAME)

PL	NAME	SEASON	GMS.	FTM.	FTA.	AVG.
1.	Vance Hall	2012-13	32	96	105	.914
2.	Eric Wilson	1990-91	30	67	74	.905
3.	Justin Cornell	2002-03	28	66	73	.904
4.	Victor Pierson	2003-04	27	69	77	.896
5.	Chip Sivori	1996-97	25	48	55	.873
6.	Matt Otte	2005-06	28	61	70	.871
7.	Luke Sprague	2011-12	31	73	84	.869
8.	Dewey Minton	1975-76	25	65	75	.867
9.	Clint Davis	1984-85	27	52	60	.866
10.	Josh Herbert	1997-98	27	64	74	.865

FREE THROW PERCENTAGE IN A CAREER (MIN. 2 FTA/GAME & 50 GMS)

PL	NAME	SEASONS	GMS.	FTM.	FTA.	AVG.
1.	Victor Pierson	2002-04	54	107	118	.906
2.	Eric Wilson	1989-91	57	123	146	.842
3.	Brad Bixler	1995-00	107	258	308	.830
4.	Vance Hall	2012-14	62	184	222	.829
5.	Brad Ayer	1999-03	108	276	335	.824
6.	Justin Cornell	2000-04	107	198	243	.815
7.	Brandy Monks	1987-91	115	419	519	.807
8.	Bruce Olliges	1977-81	104	335	416	.805
9.	Braydon Hobbs	2008-12	133	210	261	.805
10.	Bill Duncan	1967-70	79	246	306	.804

HIGHEST CAREER SCORING AVERAGE

PL	NAME	SEASON	GMS.	PTS.	AVG.
1.	Bruce Olliges	1977-81	72	1594	22.1
	Buddy Cox	1981-84	72	1594	22.1
3.	Rudy Montgomery	1955-60	89	1723	19.4
4.	Floyd Smith	1973-77	103	1932	18.8
5.	Al Stevenson	1955-59	71	1313	18.5
6.	Steve Mercer	1993-97	108	1969	18.2
7.	Jeremy Kendle	2009-12	100	1792	17.9
8.	Tom Schurfranz	1987-92	112	1868	16.7
9.	Jim Hall	1972-76	97	1470	15.2
10.	Shannon Phillips	1991-95	104	1555	15.0
11.	Mike Holmes	1984-88	106	1581	14.9

MOST THREE POINTERS IN A SEASON

PL	NAME	SEASON	NUMBER
1.	Braydon Hobbs	2011-12	81
	Matt Gladieux	1997-98	81
3.	Braydon Hobbs	2010-11	75
4.	Frankie Moore	1995-96	74
5.	Eric Wilson	1989-90	73
6.	Brad Bixler	1996-97	70
7.	Matt Pait	2004-05	69
8.	Braydon Hobbs	2008-09	66
9.	Justin Benedetti	2008-09	65
	Vance Hall	2013-14	65

MOST THREE POINTERS IN A CAREER

PL	NAME	SEASON	NUMBER
1.	Braydon Hobbs	2008-12	279
2.	Brad Bixler	1995-00	246
3.	Justin Benedetti	2007-11	200
4.	Bruce Johnson	2001-04	158

5.	Keisten Jones	2010-14	154
6.	Luke Sprague	2008-12	148
7.	Jeremy Kendle	2009-12	140
8.	Jared McCurry	1998-02	137
	Eric Wilson	1989-91	137
10.	Brad Ayer	1999-03	131

MOST REBOUNDS IN A GAME

PL	NAME	REB.	OPPONENT	DATE
1.	Rudy Montgomery	35	Villa Madonna	2/1/59
2.	Mike Clark	29	Tennessee A&I	2/23/66
3.	Mike Clark	27	Centre	1/20/68
4.	Rudy Montgomery	26	St. Joseph's	1/9/60
5.	Rudy Montgomery	23	Transylvania	12/9/59
	Ron Belton	23	Corpus Christi	1/13/69
	John Linnemann	23	Campbellsville	12/1/70
8.	Tom Hugenberg	22	Georgetown	2/27/64
	Jim Schurfranz	22	Ill. Teachers Coll.	2/12/66
	Mike Holmes	22	Southern Indiana	2/18/88

MOST REBOUNDS IN A SEASON

PL	NAME	SEASON	GMS.	REB.	AVG.
1.	Rudy Montgomery	1958-59	17	422	24.8
2.	Jake Thelen	2014-15	35	375	10.7
3.	Rudy Montgomery	1959-60	22	371	16.9
4.	Mike Holmes	1987-88	26	333	12.8
5.	Mike Holmes	1986-87	27	330	12.3
6.	Ron Belton	1968-69	28	329	11.8
7.	Rudy Montgomery	1957-58	26	312	12.0
8.	Jim Schurfranz	1966-67	25	302	12.1
9.	Mike Holmes	1985-86	27	299	11.1
10.	Tom Schurfranz	1990-91	30	288	9.6

MOST REBOUNDS IN A CAREER

PL	NAME	SEASONS	GMS.	REB.	AVG.
1.	Rudy Montgomery	1956-60	89	1,345	15.1
2.	Mike Holmes	1984-88	106	1,134	10.7
3.	Tom Schurfranz	1987-92	112	903	8.1
4.	Steve Mercer	1993-97	108	873	8.1
5.	John Linneman	1967-71	89	829	9.3
6.	Chris Renfroe	1974-78	102	810	7.9
7.	Tom Hugenberg	1961-65	89	808	9.1
8.	George Duncan	1970-74	98	787	8.0
9.	Jim Hall	1972-76	97	768	7.9
10.	Jim Schurfranz	1964-67	69	735	10.7

MOST STEALS IN A GAME

PL	NAME	STLS.	OPPONENT	DATE
1.	Jim Hall	8	--	1975
2.	Braydon Hobbs	7	So. Indiana	Mar. 3, 2012
3.	Braydon Hobbs	6	Ky. Wesleyan	Feb. 18, 2012
	Chip Sivori	6	St. Joseph's	Dec. 2, 1996
	Frank Moore	6	Marymount	Jan. 2, 1996
	Frank Moore	6	Bahamas	Dec. 31, 1995
	Shawn McGee	6	IUPU-Ft. Wayne	Feb. 17, 1994
	Adam Brames	6	Indianapolis	Feb. 14, 2008
	Chris Whitehead	6	Maryville	March 5, 2015

MOST STEALS IN A SEASON

PL	NAME	SEASON	GMS.	STLS.	AVG.
1.	Chris Whitehead	2014-15	35	70	2.0
2.	Matt Gladieux	1997-98	27	60	2.2
	Braydon Hobbs	2010-11	35	60	1.7
4.	Braydon Hobbs	2011-12	28	59	1.9
5.	Chartrael Hall	2008-09	33	58	1.7
6.	Frankie Moore	1995-96	27	57	2.1
7.	Braydon Hobbs	2008-09	33	50	1.5
8.	Jared McCurry	1999-00	27	49	1.8
9.	John Ellington	1991-92	27	48	1.8
10.	Corbin Maynard	2014-15	33	47	1.4

MOST STEALS IN A CAREER

PL	NAME	SEASONS	GMS.	STLS.	AVG.
1.	Braydon Hobbs	2008-12	133	220	1.7
2.	Steve Mercer	1993-97	108	154	1.4
3.	Jared McCurry	1999-02	109	147	1.3
4.	Chris Dowe	2009-13	132	133	1.0
5.	Shawn McGee	1992-97	108	120	1.1
6.	Chip Sivori	1993-97	97	118	1.2
	Brad Bixler	1995-00	107	118	1.1
8.	Eric Wahl	1995-99	108	105	1.0
9.	Adam Brames	2004-08	95	103	1.1
10.	Frankie Moore	1995-97	54	102	1.9
	Shannon Phillips	1991-95	104	102	1.0

INDIVIDUAL PROGRAM RECORDS

MOST ASSISTS IN A GAME

PL.	NAME	AST.	OPPONENT	DATE
1.	Chartrael Hall	15	NKU	2/26/09
2.	Brandy Monks	14	Ashland	12/17/89
3.	Matt Miller	13	Delta State	11/22/05
	Braydon Hobbs	13	Drury	1/22/09
5.	Braydon Hobbs	12	UI-Spring.	1/27/11
	Chris Whitehead	12	Fla. Southern	12/13/14

MOST ASSISTS IN A SEASON

PL.	NAME	SEASON	GMS.	AST.	AVG.
1.	Braydon Hobbs	2010-11	35	228	6.5
2.	Braydon Hobbs	2011-12	33	189	5.7
3.	Brandy Monks	1988-89	30	188	6.3
4.	Chartrael Hall	2008-09	33	186	5.6
	Chris Whitehead	2014-15	35	186	5.3
6.	Braydon Hobbs	2009-10	32	171	5.3
7.	Brandy Monks	1990-91	30	167	5.6
8.	Brandy Monks	1989-90	27	166	6.1
9.	Vance Hall	2013-14	31	146	4.7
10.	Chris Dowe	2012-13	32	146	4.6

MOST ASSISTS IN A CAREER

PL.	NAME	SEASONS	GMS.	AST.	AVG.
1.	Braydon Hobbs	2008-12	133	725	5.5
2.	Brandy Monks	1987-91	115	652	5.7
3.	John Ellington	1988-92	106	442	4.2
4.	Brad Bixler	1995-00	107	401	3.7
5.	Chris Dowe	2009-13	126	358	2.7
6.	Jeremy Kendle	2009-12	100	357	3.6
7.	Zach Miller	2000-04	102	322	3.2
8.	Marvin Utley	1984-88	106	314	3.0
9.	Marcus Flynn	2004-07	78	307	3.7
10.	Chartrael Hall	2007-09	59	293	4.9

MOST BLOCKED SHOTS IN A GAME (SINCE 1992)

PL.	NAME	BLKS.	OPPONENT	DATE
1.	Tom Schurfranz	10	--	1991
2.	Caleb Halcomb	8	Winston Salem	11/22/03
3.	Braydon Hobbs	7	Ky. Wesleyan	3/13/12
	Caleb Halcomb	7	UW-Parkside	2/19/04
5.	Caleb Halcomb	6	(3 times)	
	George Suggs	6	IU Southeast	11/29/13

MOST BLOCKED SHOTS IN A SEASON (SINCE 1992)

PL.	NAME	SEASON	GMS.	BLK.	AVG.
1.	Caleb Holcomb	2003-04	27	94	3.5
2.	Tom Schurfranz	1991-92	28	67	2.4
3.	George Suggs	2013-14	30	60	2.0
4.	George Suggs	2014-15	35	57	1.6
5.	Steve Mercer	1995-96	27	46	1.7
6.	Steve Mercer	1994-95	27	44	1.6
7.	Steve Mercer	1996-97	27	42	1.6
8.	Chris Dowe	2011-12	33	40	1.2
9.	Braydon Hobbs	2011-12	33	39	1.2
10.	Steve Mercer	1993-94	27	31	1.1
	Andy Swan	1998-99	27	31	0.8

MOST BLOCKED SHOTS IN A CAREER (SINCE 1992)

PL.	NAME	SEASON	GMS.	BLK.	AVG.
1.	Steve Mercer	1993-97	108	163	1.5
2.	George Suggs	2012-	97	132	1.4
3.	Braydon Hobbs	2008-12	133	96	0.7
4.	Caleb Holcomb	2003-04	27	94	3.5
5.	Chris Dowe	2009-13	132	79	0.6
6.	Tom Schurfranz	1987-92	28	67	2.4
7.	Keisten Jones	2010-14	129	66	0.5
8.	Oladapo Fagbenle	2009-10	62	53	0.9
9.	Nick Holmes	2007-11	114	47	0.4
10.	Jake Thelen	2012-15	98	46	0.5

MOST FIELD GOALS MADE

GAME	1959	18	Joe Reibel vs. St. Joseph's
SEASON	1977-78	267	Floyd Smith
CAREER	1993-97	760	Steve Mercer

MOST FIELD GOAL ATTEMPTS

GAME	1977	26	Floyd Smith vs. Campbellsville
	2010	26	Jeremy Kendle vs. Ky. Wesleyan
SEASON	1976-77	532	Floyd Smith
CAREER	1972-77	1,610	Floyd Smith

HIGHEST FIELD GOAL PERCENTAGE

GAME	1994	1.00 (9-9)	Shawn McGee vs. Ashland
SEASON	2013-14	.740	Jake Thelen
CAREER	1987-92	.702	Tom Schurfranz

MOST FREE THROWS MADE

GAME	1977	20	Floyd Smith vs. Transylvania
SEASON	1956-57	193	Al Stevenson
CAREER	1956-60	457	Rudy Montgomery

MOST FREE THROW ATTEMPTS

GAME	1977	21	Floyd Smith vs. Transylvania
SEASON	1959-60	233	Rudy Montgomery
CAREER	1956-60	744	Rudy Montgomery

MOST THREE POINT FIELD GOALS MADE

GAME	2007	9	Matt Otte vs. Lewis
------	------	---	---------------------

HIGHEST THREE POINT PERCENTAGE (MIN. 6 ATTEMPTS)

GAME	1994	.833 (5-6)	Brad Bixler vs. St. Joe's
	2008	.833 (5-6)	Adam Brames vs. NKU
	2011-12	.833 (5-6)	Braydon Hobbs (2 times)
	2011-12	.833 (5-6)	Chris Dowe vs. Wheel.Jes.
SEASON	2009-10	.512 (42-82)	Luke Sprague
CAREER	2008-12	.447 (148-331)	Luke Sprague

MOST GAMES PLAYED


SEASON	35	2010-11, 2014-15
--------	----	------------------

BEST WINNING PERCENTAGE


SEASON	.943 (33-2)	2010-11
--------	-------------	---------

LONGEST WINNING STREAK

17 GAMES	(2011-12)
----------	-----------




STEVE
MERCER



FLOYD
SMITH



TOM
SCHURFRANZ



RUDY
MONTGOMERY

TEAM RECORDS

MOST POINTS

GAME 130 Ashland - 1993-94
SEASON 2,912 2010-11 (TOTAL PTS.)
SEASON 89.2 1990-91 (AVERAGE)

MOST COMBINED POINTS IN A GAME

GAME 253 Bellarmine 130 def.
Ashland 123 - 1993-94

LARGEST WINNING MARGIN

GAME 61 Puerto Rico Humacao 2000-01
61 Temple Baptist 2004-05

MOST FIELD GOALS

GAME 58 Centre - 1967-68
SEASON 1007 2010-11

MOST FIELD GOAL ATTEMPTS

GAME 110 Centre - 1967-68
SEASON 2,418 1990-91

HIGHEST FIELD GOAL PERCENTAGE

GAME .717 (38-53) SIUE - 2003-04
SEASON .545 (851-1,561) 1980-81

MOST FREE THROWS MADE

GAME 51 Ashland - 1993-94
SEASON 603 2010-11

MOST FREE THROW ATTEMPTS

GAME 69 Ashland - 1993-94
SEASON 776 2010-11

HIGHEST FREE THROW PERCENTAGE

GAME 1.00 (14-14) 1991-92
SEASON .788 (527-669) 2011-12

MOST THREE POINTERS MADE

GAME 15 6 times
(last time King 11/30/13)
SEASON 295 2010-11

MOST THREE POINTERS ATTEMPTED

GAME 42 West Va. Tech - 2013-14

SEASON 736 2010-11

HIGHEST THREE POINT PERCENTAGE

GAME .733 (14-19) UWP - 1998-99
SEASON .424 (136-321) 1989-90

MOST REBOUNDS

GAME 95 Ill. Teachers Coll.- 1965-66
SEASON 1,407 1969-70

MOST ASSISTS

GAME 31 SIUE - 2003-04
SEASON 597 2010-11

MOST WINS

SEASON 33 2010-11

MOST GAMES PLAYED

SEASON 35 2010-11

BEST WINNING PERCENTAGE

SEASON .943 (33-2) 2010-11

LONGEST WINNING STREAK

17 GAMES (2011-12)

KNIGHTS HALL MEN'S RECORDS

MOST POINTS

TEAM 130 Bellarmine (vs. Ashland) 1994
PLAYER 47 Cardell McFarland (KWC) 2011
43 Matt Otte (BU) 2007
43 Rudy Montgomery (BU) 1960

MOST COMBINED POINTS IN A GAME

GAME 253 Bellarmine 130 def.
Ashland 123 - 1993-94

LARGEST WINNING MARGIN

61 - BU vs. Puerto Rico Humacao 2000-01
BU vs. Temple Baptist 2004-05



The 2010-11 Bellarmine national championship team was lethal from the outside, stroking a program-record 295 3-pointers throughout its run to the title.

ALL-AMERICANS

2014-15

Jake Thelen

First Team, Basketball Times
First Team, DII Bulletin
First Team, BennettRank.com
NABC
Third Team, Daktronics

2011-12

Braydon Hobbs

Player of the Year, NABC
Player of Year, Basketball Times
First Team, DII Bulletin
Second Team, Daktronics

2011-12

Jeremy Kendle

NABC
First Team, Basketball Times
Honorable Mention, DII Bulletin

2010-11

Jeremy Kendle

NABC
First Team, Basketball Times
Second Team, DII Bulletin
Third Team, Daktronics

2010-11

Braydon Hobbs

Honorable Mention, DII Bulletin

1995-96

Steve Mercer

Honorable Mention, CoSIDA

1991-92


Tom Schurfranz

First Team, NABC

1976-77

Floyd Smith

Third Team, NABC



BRAYDON HOBBS was crowned National Player of the Year in 2012 by the NABC and Basketball Times.



JEREMY KENDLE was named an All-American in both 2011 and 2012.

GLVC INDIVIDUAL HONORS

PLAYER OF THE YEAR

Jake Thelen	2014-15
Braydon Hobbs	2011-12
Jeremy Kendle	2010-11
Tom Schurfranz	1991-92
Mike Holmes	1987-88
Buddy Cox	1983-84
Bruce Olliges	1979-80

FRESHMAN OF THE YEAR

Braydon Hobbs	2008-09
---------------	---------

COACH OF THE YEAR


Scott Davenport	2011-12
Scott Davenport	2010-11
Joe Reibel	1990-91
Joe Reibel	1988-89



JAKE
THELEN



BRAYDON
HOBBS



JEREMY
KENDLE

ALL-GLVC SELECTIONS

2014-15

Jake Thelen First Team
 Player of the Year
 All-Defensive Team
 Chris Whitehead First Team

Jared McCurry Second Team

1999-00

Jared McCurry Second Team

2013-14

Keisten Jones First Team

1997-98

Matt Gladieux Second Team
 Brad Bixler Hon. Mention

• Continued next page...

2012-13

Chris Dowe First Team
 Vance Hall First Team

2011-12

Braydon Hobbs First Team
 Player of the Year
 All-Defensive Team
 Jeremy Kendle First Team
 Chris Dowe Second Team
 Luke Sprague Second Team

2010-11

Braydon Hobbs First Team
 Jeremy Kendle First Team
 Player of the Year
 Justin Benedetti Third Team
 Chris Dowe Third Team

2009-10

Jeremy Kendle Second Team
 Justin Benedetti Third Team
 Braydon Hobbs Third Team

2008-09

Chartrael Hall First Team
 Braydon Hobbs Third Team
 Freshman of the Year

2007-08

Dzaflo Larkai Second Team
 Adam Brames Third Team

2005-06

Matt Miller Hon.Ment.

2004-05

Marcus Flynn Hon. Ment.
 Matt Pait Hon. Ment.

2001-02

Jared McCurry Second Team

2000-01

CHRIS WHITEHEAD



ALL-GLVC SELECTIONS

1996-97

Steve Mercer Second Team

1995-96

Steve Mercer Second Team

1994-95

Steve Mercer First Team
Shannon Phillips Second Team

1993-94

Shannon Phillips Second Team
Steve Mercer Hon. Mention

1992-93

Shannon Phillips Hon. Mention

1991-92

Tom Schurfranz First Team
Player of the Year
John Ellington Hon. Mention
John Hartlage Hon. Mention

1990-91

Tom Schurfranz First Team
Brandy Monks Second Team
John Ellington Hon. Mention

1989-90

Brandy Monks Second Team
Brian Fichter Hon. Mention

1988-89

Reggie Burcy First Team
Tom Schurfranz Second Team

1987-88

Mike Holmes First Team
Player of the Year

1986-87

Mike Holmes Second Team
Clint Davis Second Team

1985-86

Mike Holmes Second Team

1984-85

Clint Davis Hon. Mention

1983-84

Buddy Cox First Team
Player of the Year

Clint Davis

Hon. Mention

1982-83

John Parrott Second Team
Buddy Cox Second Team

1981-82

Buddy Cox First Team

1980-81


Bruce Olliges First Team

1979-80

Bruce Olliges First Team
Joe Helmkamp Second Team
John Wiegel Second Team

1978-79

Dwight Moore First Team
John Wiegel Second Team



KEISTEN JONES

GLVC PLAYER OF THE WEEK

2014-15

11/17 Jake Thelen
 12/15 Jake Thelen
 2/9 Chris Whitehead
 2/16 Chris Whitehead
 3/2 Jake Thelen

Week 4 Jared McCurry
 Week 9 Andy Swan
 Week 10 Brad Bixler

2013-14

12/2 Keisten Jones
 12/16 Jake Thelen
 2/24 Vance Hall

1997-98

Week 1 Matt Gladioux
 Week 4 Matt Gladioux
 Week 7 Matt Gladioux
 Week 8 Matt Gladioux

2012-13

11/19 Vance Hall
 12/17 Chris Dowe

1996-97

Week 4 Steve Mercer

2011-12

11/14 Jeremy Kendle
 1/16 Braydon Hobbs
 1/30 Jeremy Kendle
 2/27 Luke Sprague

1995-96

Week 5 Stever Mercer

2010-11

11/29 Jeremy Kendle
 12/6 Jeremy Kendle
 2/7 Jeremy Kendle

1994-95

Week 3 Shannon Phillips

2009-10

1/18 Jeremy Kendle

1991-92

Week 3 Tom Schurfranz
 Week 7 Tom Schurfranz

2008-09

12/29 Chartrael Hall

1990-91

Week 1 Tom Schurfranz
 Week 4 Tom Schurfranz
 Week 6 Tom Schurfranz
 Week 8 Tom Schurfranz

2007-08

11/20 Brandon Clifford
 12/25 Adam Brames

1989-90

Week 5 Brandy Monks
 Week 11 Brandy Monks
 Week 12 Eric Wilson

2006-07

11/20 Brandon Clifford
 12/25 Adam Brames

1988-89

Week 4 Reggie Burcy
 Week 9 Reggie Burcy

2005-06

1/16 Montonio Blake
 2/7 Matt Otte

1987-88

Week 6 Mike Holmes

2004-05

11/22 Matt Pait

1986-87

Week 5 Clint Davis

2002-03

11/25 Justin Cornell

1985-86

Week 3 Clint Davis

1999-00

Week 3 Adam Etienne

1982-83

2/28 Buddy Cox

ACADEMIC HONORS

ACADEMIC ALL-AMERICA SELECTIONS

2012 Braydon Hobbs Second Team- CoSIDA
2003 Brad Ayer Hon. Mention - CoSIDA
2001 Ronald Brooks Third Team - Verizon
1992 Tom Schurfranz Third Team - GTE

NCAA POST-GRADUATE SCHOLARSHIPS RECIPIENTS

2001 Ronald Brooks
1992 Tom Schurfranz

NCAA DII MIDWEST REGION SCHOLAR ATHLETE OF THE YEAR

2012 Braydon Hobbs

GLVC ALL-ACADEMIC SELECTIONS

2015

Billy Edelen

2014

Max Clemons, Billy Edelen, Keisten Jones, Stevie Loveless, George Suggs, Rusty Troutman

2013

Ryan Burton, Max Clemons, Billy Edelen, Keisten Jones, Stevie Loveless, Cole Schaefer

2012

Ryan Burton, Braydon Hobbs, Keisten Jones, Stevie Loveless, Aaron Robison, Luke Sprague, Jonathan Turl

2011

Braydon Hobbs, Nick Holmes, Keisten Jones, Stevie Loveless, Luke Sprague

2010

Doug Davenport, Braydon Hobbs, Nick Holmes, Andrew Parks, Luke Sprague

2009

Doug Davenport, Braydon Hobbs, Andrew Parks, Luke Sprague

2008

Doug Davenport, Dzaflo Larkai, Andrew Parks, Tim Dearlove

2007

Doug Davenport, Matt DeMasters, Marcus Flynn, Dzaflo Larkai, Andrew Parks, Ryan Tiesi

2006

Marcus Flynn, Matt Miller, Andrew Parks, Kyle Thraser

2005

Marcus Flynn, Kyle Thrasher

2004

Torey Meagher

2003

Brad Ayer, Justin Cornell

2002

Brad Ayer, Phillip Hobbs, Oloyede Olumide

2001

Ron Brooks, Justin Cornell, Oloyede Olumide

2000

Brad Bixler, Ron Brooks, Andy Swan, Jeffery Thomas

1999

Ron Brooks, Amit Shaham, Landon Swan, Andy Swan, Jeffrey Thomas, Eric Wahl

1998

Brad Bixler, Ron Brooks, Brian Culhane, Matt Gladieux, Amit Shaham

1997

Steve Mercer, Amit Shaham, Chip Sivori

1996

Steve Mercer, Amit Shaham

1995

Steve Mercer, Dave Naber

1994

Kevin Eilers, Robert Keeling, Dave Naber

1993

Robert Keeling, David Kirby, David Naber

1992

Steve Bringard, Bobby Keeling, Tom Schurfranz

1991

Tom Schurfranz

1990

Ernest Marshall

BELLARMINE HALL OF FAME

RON BELTON '70 (1977)

- Finished career as program's No. 2 career rebounder (11.8)
- Finished career as program's No. 7 career scorer (19.3)
- Selected to NCAA Regional All-Tournament Team in 1969

BUDDY COX '84 (2000)

- Three-time All-GLVC selection
- Named an All-American in 1982-83 season
- Named GLVC Player of the Year for 1983-84 season
- Twice selected as Team MVP
- Finished career tied for program's all-time scoring lead
- Named Bellarmine Athlete of the Year in 1984

CLINT DAVIS '87 (2005)

- Finished career fifth on program's all-time scoring list (1,602)
- Twice selected as Team MVP
- Named second-team All-GLVC in 1987
- NCAA Regional participant in 1983-84 season

BILL DUNCAN '70 (1981)

- Won team's Free Throw Award in 1968 and 1970
- Selected as Team MVP in 1969
- Received 1970 Sportsman Super Club Award

GEORGE DUNCAN III '74 (1983)

- Twice selected Team MVP
- Received Alumni Most Improved Award for 1971-72 season
- Garnered 1974 Sportsman Super Club Award
- Twice named Louisville Quarterback Club MVP
- Named to 1974 Kentucky-Tennessee All-Star Team

JIM HALL '76 (1982)

- Finished career with 607 field goals, a 46.3 percent field-goal percentage and 265 made free throws
- Grabbed 768 career rebounds while averaging 15.2 points and 7.9 rebounds per game
- Finished career fourth on program's career field goals list
- Finished career sixth on program's rebounding list
- Twice selected as Team MVP

JACK HAURY '56 (1977)

- Inducted for basketball career
- Led team in batting average in 1953, 1954 and 1956
- Hit .482 in 1954
- Led team to victories over Kentucky, Louisville and Indiana in 1954

GEORGE HILL '65 (1983)

- Named All-KIAC in 1963 and 1964
- Led team to first NCAA Tournament bid in 1963
- Selected to Oglethorpe All-Tournament Team in 1964
- Compiled scoring averages of 14.4, 18.8 and 12.3

MICHAEL HOLMES '88 (2000)

- Named GLVC Player of the Year in 1988
- Named All-GLVC on three occasions
- Finished career eighth on program's career scoring list (1,581)
- Finished second on program's career rebounding list (1,134)
- Received Silver Knight Award in 1988
- Named College Athlete of the Year in 1988

TOM HUGENBERG '65 (1988)

- Finished fifth on program's career rebounding list (808)
- Finished career 21st on program's career scoring list (917)
- Averaged 10.4 rebounds in 1962-63 season
- Named All-KIAC in 1964-65 season

DAVE KELLY '57 (1978)

- Named team captain all four years
- Finished career as program's all-time scoring leader
- Finished career with 1,148 points
- Named All-KIAC in 1957
- Averaged 19.5 points one season and scored 32 in one game

JOHN LINNEMAN '71 (1978)

- Twice named Team MVP
- Named Most Improved Player in 1969
- Scored 42 points in one game
- Played on BU tennis team for three years
- Finished career in program's top 10 in scoring and rebounding

JOHN MacLEOD '59 (1980)

- Earned eight letters playing basketball, baseball and track
- Was a reserve guard on the basketball team
- Played catcher and outfield on the baseball team
- Ran the 100, 220 and 440 in track
- Successful basketball coaching career included collegiate stints at Oklahoma and Notre Dame and professionally with Phoenix Suns

JACK McLEMORE '60 (1986)

- Attempted first shot in Knights Hall in 1960
- Named to KIAC All-Tournament Team in 1961
- Finished career 12th on program's career scoring list (1,203)
- Shot 76.4 percent from the free throw line in career
- Scored 39 points against Saint Joseph's in 1960

STEVE MERCER '97 (2005)

- Finished career as program's all-time leading scorer (1,969 points)
- Finished career as program's all-time steals leader (154)
- Finished career as program's all-time blocked shots leader (163)
- Finished career fourth in program history in total rebounds (873)
- Finished career ninth in program history total assists (194)
- Named All-GLVC and Academic All-GLVC on three occasions
- Twice named Team
- Recognized as James R. Spalding Athlete of Distinction in 1997
- Received John T. Loftus Award
- Selected to CoSIDA All-Great Lakes Region Team
- Names honorable-mention All-American by CoSIDA

DEWEY MINTON '77 (1977)

- Inducted for basketball and baseball career Induction
- Named an All-American in 1977
- Named Team MVP in 1975, 1976 and 1977
- Led nation in doubles in 1977
- Played basketball all four years at Bellarmine
- Received Silver Knight Award in 1975
- Received John T. Loftus Award in 1976
- Received Norb Raque Free Throw Award in 1976

BEN MONHOLLEN '63 (1982)

- Named All-KIAC in 1962 and 1963
- Co-captain of conference championship team that went 21-6 and invited to NCAA and NAIA Tournaments
- Tallied career-high 26 points and 14 rebounds against Centre

NOTE: Years reflect graduation and induction • Continued next page...

BELLARMINE HALL OF FAME

BRANDY MONKS '91 (2002)

- Named All-GLVC in 1990 and 1991
- Named NABC All-District and All-Region in 1990 and 1991
- Finished career as program's all-time leader in assists (657)
- Led team to 25 wins and GLVC title in 1990-91
- Named Superclub Athlete of the Year by Louisville Sportsmen in 1991
- Named Team MVP in 1990
- Received Coaches Award in 1991
- Named Jim Spalding Athlete of the Year in 1991

RUDY MONTGOMERY '60 (1977)

- Named All-KIAC on three occasions
- Finished career first in program history in points (1,723)
- Finished career first in program history in rebounds (1,345)
- Finished career first in program history in made free throws (457)
- Named Team MVP three times
- Finished career first in program history in field goal percentage
- Scored 43 points in a single game
- Recorded 35 rebounds in a single game

DWIGHT MOORE '79 (2002)

- Played from 1975-79
- Named All-GLVC in 1979
- Averaged 11.6 points per game over his career
- Named Team MVP in 1979
- Received Alumni Silver Knight Award in 1979
- Led team in scoring, rebounding and assists in 1979

JIM MORRIS '57 (1982)

- Inducted for basketball and baseball
- Played catcher and batted over .300 every season
- Hit for cycle against Georgetown while notching seven RBIs
- Led basketball team in scoring in 1954 and 1955
- Received Norb Raque Free Throw Award
- Named co-captain on 1956 and 1957 teams
- Received Faculty Merit Award in 1956 and 1957

EUGENE MOSLEY '64 (1979)

- Inducted for basketball and baseball
- Twice named All-KIAC
- Ended career as school leader in consecutive games played (102)
- Led team in scoring as a freshman and a sophomore
- Finished career in program's top 10 in FT percentage (76.8)
- Finished career averaging 11.9 points per game
- Received Silver Knight Award in 1964

BRUCE OLLIGES '81 (1986)

- Finished career third in program history in points (1,713)
- Finished career third in program history in FT percentage (80.5)
- Named GLVC Player of the Year for 1979-80 season
- Recorded 38 points in a game at Knights Hall
- Averaged 22 points per game as a senior and 20.3 as a junior
- Received Silver Knight Award in 1980
- Received Norb Raque Free Throw Award in 1980

PHIL POPP '67 (1982)

- Named first-team Catholic College All-American in 1965-66
- Named Team MVP in 1965-66
- Twice led team in scoring
- Selected to Oglethorpe All-Tournament Team in 1964
- Also ran cross country

JOE REIBEL Class '60 (1977)

- Finished career holding record for most FGs in a game (18)
- Three-year starting guard averaged double figures over career
- Also played baseball at Bellarmine for four years
- Received Silver Knight Award in 1960

JIM SCHURFRANZ '67 (1981)

- Named Team MVP for 1966-67 season
- Named Most Improved Player after 1964-65 season
- Selected to Oglethorpe All-Tournament Team in 1964
- Finished career with 904 points and 743 rebounds
- Scored 34 points against Texas Wesleyan in 1966-67 season

TOM SCHURFRANZ '92 (2000)

- Named GTE Academic All-American in 1991
- Named NABC All-American in 1992
- Named All-GLVC on three occasions
- Finished career as program leader in field goal percentage
- Twice received GLVC Paragon Award
- Received In Veritatis Amore Award in 1992
- NCAA Postgraduate Award winner
- Finished career as program's third leading scorer
- Received Fred Karem Scholastic Award in 1988
- Received John T. Loftus Award in 1989
- Received Silver Knight Award in 1992
- Named College Athlete of the Year in 1992

FLOYD SMITH '77 (1977)

- Named an All-American for 1976-77 season
- Finished career holding eight program records for offense
- Finished career as all-time program leader in points (1,932)
- Finished career with program record for points in a season (701)
- Sank 20-of-21 free throws in a game against Transylvania
- Averaged 25 points per game in 1976-77 season
- Selected to All-Great Lakes Regional Tournament Team in 1977

JIM SPALDING '54 (1977)

- Selected to KIAC All-Tournament Team on three occasions
- Scored in double figures in all three years
- Received Silver Knight Award in 1955
- Named Athletic Director Emeritus in 1994

AL STEVENSON '59 (1978)

- Named All-KIAC on three occasions
- Named Team MVP in 1956, 1957 and 1958
- Led team in scoring in 1956, 1957 and 1958
- Posted a career scoring average of 18.4 points per game
- Posted a career free throw percentage of 77.0
- Sank 193 free throws in 1956-57 season

BOBBY TODD '75 (1988)

- Named Team MVP of 1971-72 season
- Won Norb Raque Free Throw Award on three occasions
- Finished career sixth on program's FT percentage list (78.1)
- Finished career 15th in program history in points (1,168)
- Received John T. Loftus Award in 1974
- Received Silver Knight Award in 1975
- Named in Outstanding Athletes of America in 1973 and 1974

NCAA TOURNAMENT

	MATCH-UP/RESULT	ARENA	SITE
2015	(Bellarmine No. 1 Seed)		
RD 1	Bellarmine def. Drury 84-60	Knights Hall	Louisville, Ky.
RD 2	Bellarmine def. Lake Superior 85-59	Knights Hall	Louisville, Ky.
RD 3	Bellarmine def. Indianapolis 81-72	Knights Hall	Louisville, Ky.
RD 4	Bellarmine def. Minnesota St. Moorhead 92-75	Ford Center	Evansville, Ind.
RD 5	Florida Southern def. Bellarmine 79-76	Ford Center	Evansville, Ind.
2014	(Bellarmine No. 7 Seed)		
RD 1	Indianapolis def. Bellarmine 80-75	O'Reilly Center	Springfield, Mo.
2013	(Bellarmine No. 3 Seed)		
RD 1	Bellarmine def. Indianapolis 67-61	O'Reilly Center	Springfield, Mo.
RD 2	Bellarmine def. Southern Indiana 78-55	O'Reilly Center	Springfield, Mo.
RD 3	Drury* def. Bellarmine 67-61	O'Reilly Center	Springfield, Mo.
2012	(Bellarmine No. 1 Seed)		
RD 1	Bellarmine def. Lewis 66-57	Knights Hall	Louisville, Ky.
RD 2	Bellarmine def. Findlay 86-63	Knights Hall	Louisville, Ky.
RD 3	Bellarmine def. Kentucky Wesleyan 79-74	Knights Hall	Louisville, Ky.
RD 4	Bellarmine def. Alabama-Huntsville 82-73	Bank of Kentucky Center	Highland Heights, Ky.
RD 5	Montevallo def. Bellarmine 79-72	Bank of Kentucky Center	Highland Heights, Ky.
2011	(Bellarmine No. 1 Seed)		
RD 1	Bellarmine def. Indianapolis 84-70	Knights Hall	Louisville, Ky.
RD 2	Bellarmine def. Northern Ky. 87-82	Knights Hall	Louisville, Ky.
RD 3	Bellarmine def. Ferris State 85-66	Knights Hall	Louisville, Ky.
RD 4	Bellarmine def. Midwestern St. 70-64	MassMutual Center	Springfield, Mass.
RD 5	Bellarmine def. Minn. St.-Mankato 81-74	MassMutual Center	Springfield, Mass.
RD 6	Bellarmine* def. BYU-Hawaii 71-68	MassMutual Center	Springfield, Mass.
2010	(Bellarmine No. 2 Seed)		
RD 1	Bellarmine def. Central State 70-66	SportsCenter	Owensboro, Ky.
RD 2	Quincy def. Bellarmine 66-61	SportsCenter	Owensboro, Ky.
2009	(Bellarmine (No. 2 Seed)		
RD 1	Bellarmine def. Ky. Wes. 76-65	Croy Gymnasium	Findlay, Ohio
RD 2	Bellarmine def. Lake Superior 92-83	Croy Gymnasium	Findlay, Ohio
RD 3	Findlay* def. Bellarmine 89-86 (OT)	Croy Gymnasium	Findlay, Ohio

*- National Champion
• Continued next page...



2011 National Champions

NCAA TOURNAMENT

	MATCH-UP/RESULT	ARENA	SITE
1991			
RD 1	Grand Valley State def. Bellarmine 78-72	Kates Gymnasium	Ashland, Ohio
Cons.	Bellarmino def. Western Missouri 94-83	Kates Gymnasium	Ashland, Ohio
1989			
RD 1	Bellarmino def. Ferris State 108-92	Sportscenter	Owensboro, Ky.
RD 2	Kentucky Wesleyan def. Bellarmine 84-77	Sportscenter	Owensboro, Ky.
1984			
RD 1	Lewis def. Bellarmine 93-61	Sportscenter	Owensboro, Ky.
Cons.	Bellarmino def. Cal-State Bakersfield 81-71	Sportscenter	Owensboro, Ky.
1982			
RD 1	Central State def. Bellarmine 63-61	Sportscenter	Owensboro, Ky.
Cons.	Wright State def. Bellarmine 87-86	Sportscenter	Owensboro, Ky.
1977			
RD 1	Eastern Illinois def. Bellarmine 87-72	Beeghly Center	Youngstown, Ohio
Cons.	Youngstown State def. Bellarmine 81-79	Beeghly Center	Youngstown, Ohio
1970			
RD 1	Tennessee State def. Bellarmine 84-77	Sportscenter	Owensboro, Ky.
Cons.	Bellarmino def. Transylvania 115-72	Sportscenter	Owensboro, Ky.
1969			
RD 1	Alcorn A&M def. Bellarmine 76-75	Sportscenter	Owensboro, Ky.
Cons.	Transylvania def. Bellarmine 65-64	Sportscenter	Owensboro, Ky.
1965			
RD 1	Bellarmino def. Norfolk State 91-74	Knights Hall	Louisville, Ky.
RD 2	Evansville def. Bellarmine 81-74	Knights Hall	Louisville, Ky.
1963			
RD 1	Oglethorpe 57 def. Bellarmine 57-49	Knights Hall	Louisville, Ky.
Cons.	Bellarmino def. Austin Peay 96-86	Knights Hall	Louisville, Ky.

*- National Champion



The 2014-15 Knights squad earned the program's third Midwest Region title and berth in the Final Four in five years.

GLVC TOURNAMENT

2015

Maryville W, 83-73
 Indianapolis W, 81-73
 Drury* L, 70-77

2014

William Jewell W, 82-69
 Indianapolis W, 90-74
 Wisconsin-Parkside W, 90-78
 Southern Indiana* L, 73-86

2013

Illinois-Springfield W, 79-57
 Maryville W, 53-48
 Drury L, 62-69

2012

Lewis W, 82-62
 Southern Indiana L, 68-71

2011

Rockhurst W, 72-52
 Kentucky Wesleyan W, 86-73
 Southern Indiana* W, 87-81 (OT)

2010

Quincy W, 76-60

Drury W, 85-65
 Kentucky Wesleyan* W, 79-69

2009

Quincy W, 69-45
 Southern Indiana W, 54-50
 Northern Kentucky* L, 47-69

2008

Drury L, 66-70

2006

Drury L, 77-79

2002

Lewis L, 50-51

2001

Saint Joseph's L, 83-90

2000

Southern Indiana L, 81-87

1998

Southern Indiana L, 76-102

*Denotes title game



ALL-TIME SERIES RECORDS

Akron	2-3	Houston Baptist	0-1	Pfeiffer	1-0
Alabama State	0-1	Illinois-Springfield	5-0	Pikeville	10-6
Alabama-Huntsville	2-2	Illinois State	2-1	Prarie View	1-0
Alcorn State	1-2	Incarnate Word	1-0	Presbyterian	0-1
American Christian	1-1	Indiana State	2-3	Puerto Rico-Humacao	1-0
Anderson	1-1	Indianapolis	52-44	Purdue-Calumet	2-0
Arkansas-Pine Bluff	1-0	IUPU-Ft. Wayne	19-14	Quantico Marines	1-0
Asbury	1-0	IUPU-Indianapolis	8-4	Queens	1-0
Ashland	17-20	IU-Southeast	22-4	Quincy	20-13
Assumption	0-1	John Carroll	0-1	Rockhurst	7-4
Augusta State	2-0	Kentucky Southern	1-0	USC-Upstate	1-0
Austin Peay	6-11	Kentucky State	28-31	Sacred Heart	1-0
Bahamas	1-0	Kentucky Wesleyan	29-75	Saginaw Valley	2-1
Baldwin-Wallace	1-0	King University	3-0	Salem International	1-0
Belmont	1-1	Knoxville	3-0	Savannah State	1-0
Berea	21-9	Lake Superior State	2-1	Schreiner	1-0
Bethany	1-0	Lewis	35-42	Shaw	0-1
Bethel	3-1	Limestone	0-1	SIU-Edwardsville	18-15
Biscayne	1-0	Lincoln Memorial	7-1	South Dakota State	0-1
Bluefield State	1-0	Lindsey Wilson	3-2	Southern Indiana	34-49
Bryant	0-1	Lipscomb	5-1	Southwest Minn. St.	1-0
BYU-Hawaii	1-0	Longwood	1-0	Spalding	6-1
California (Pa.)	1-0	Louisville Bible	1-0	St. Andrews	1-0
Cal. St. Bakersfield	1-0	Louisville Municipal	1-0	St. Benedict's	1-0
Campbellsville	16-9	Louisville	0-12	St. Bonaventure	0-1
Capital	2-2	Loyola (Md.)	1-0	St. Catharine	1-1
Cedarville	1-0	Mackin Cadets	0-1	St. Edwards	1-1
Centenary	1-0	Malone	2-0	St. Francis (Ind.)	1-0
Central Mo. State	1-0	Marian	18-0	St. Francis (Pa.)	1-1
Central State	4-5	Marymount	1-0	St. Joseph's	49-38
Centre	26-8	Maryville (Mo.)	5-1	St. Joseph's (Pa.)	0-3
Charleston (W.V.)	1-0	McKendree	4-0	St. Leo	1-1
Chase	0-2	McMurry	0-1	St. Mary's	3-1
Christian Brothers	6-3	Mercyhurst	1-2	St. Vincent	0-1
Cincinnati	0-2	Miami (Ohio)	0-1	Steubenville	3-5
Cincinnati Clermont	2-0	Michigan Tech	1-0	Tampa	1-0
Club Cuero	0-1	Midamerican Nazarene	1-0	Taylor	2-0
Corpus Christi	1-0	Mid-Continent	1-0	Temple Baptist	2-0
Creighton	1-0	Middle Tennessee St.	2-4	Tenn.-Chattanooga	0-1
Cumberlands	3-0	Midwestern State	1-1	Tennessee State	1-8
Dalhousie	1-0	Milligan	1-0	Texas Wesleyan	1-0
Davis-Elkins	1-0	Minnesota-Duluth	1-1	Thomas More	27-8
Delta State	2-3	Minnesota St.-Mankato	1-0	Tiffin	0-1
Denison	1-0	Minnesota St. Moorhead	1-0	Transylvania	43-40
DePaul	0-3	Mississippi College	1-0	Troy State	1-1
DePauw	1-3	Missouri Baptist	1-0	Truman State	2-1
Detroit	0-1	Missouri State	0-1	Tusculum	4-0
Drury	7-7	Missouri Western	1-0	Union	28-12
Dubuque	1-0	Missouri-S&T	11-1	Villa Madonna	17-17
Earlham	1-0	Missouri-St. Louis	19-11	Vincennes	4-0
Eastern Illinois	2-3	Montevallo	0-1	Virginia Union	1-0
Eastern Kentucky	0-3	Morehead State	0-7	Wabash	1-1
Erskine	1-0	Mount Marty	1-0	Walsh	1-0
Evansville	0-2	Nebraska Wesleyan	1-0	Wayne State (Mich.)	4-2
Fairmont State	2-0	New Albany Dairymen	1-0	West Liberty	1-0
Fayetteville State	1-0	Niagara	0-1	West Virginia State	4-0
Ferris State	2-0	Norfolk State	1-0	West Virginia Tech	3-1
Findlay	2-2	Northeast Missouri	0-1	Western Carolina	0-1
Fisk	1-1	Northern Kentucky	37-43	Western Illinois	1-0
Florida Southern	1-2	Northwood	6-1	Western Washington	0-1
Fort Knox	0-5	Notre Dame	0-2	Wheeling Jesuit	3-0
Franklin	3-5	Oakland City	8-2	Wilberforce	1-0
Gannon	5-4	Oglethorpe	1-1	William Jewell	4-0
Georgetown	18-38	Ohio Dominican	2-0	Winston Salem	0-1
Glenville State	1-0	Ohio University	0-1	Wisconsin-Milwaukee	0-1
Grace College	2-0	Ohio Valley	4-0	Wisconsin-Parkside	26-7
Grand Valley State	2-1	Ohio Wesleyan	1-0	Wisconsin-Platteville	0-1
Hanover	5-1	Oklahoma Baptist	0-1	Wittenberg	0-2
Harris-Stowe	1-0	Old Westbury	1-0	Wright State	7-12
Henderson State	1-0	Olivet Nazarene	1-0	Xavier	0-10
Hillsdale	3-0	Oral Roberts	0-2	Youngstown State	4-5
Holy Family	1-0	Parsons	1-0		
Holy Name	1-0	Patten	1-0		

COACHING RECORDS

Year	Overall	GLVC	Coach
2014-15	31-4	17-1	Scott Davenport
2013-14	23-8	12-6	Scott Davenport
2012-13	24-8	12-6	Scott Davenport
2011-12	29-4	16-2	Scott Davenport
2010-11	33-2	17-1	Scott Davenport
2009-10	23-9	12-6	Scott Davenport
2008-09	26-7	13-5	Scott Davenport
2007-08	17-11	11-8	Scott Davenport
2006-07	12-15	8-11	Scott Davenport
2005-06	14-14	11-8	Scott Davenport
2004-05	9-18	4-16	Chris Pullem
2003-04	9-18	6-14	Chris Pullem
2002-03	10-18	5-15	Chris Pullem
2001-02	12-15	9-11	Charlie Just
2000-01	14-13	11-9	Charlie Just
1999-00	13-14	8-12	Charlie Just
1998-99	10-18	7-15	Charlie Just
1997-98	17-10	11-7	Bob Valvano
1996-97	16-11	9-11	Bob Valvano
1995-96	12-16	5-15	Bob Valvano
1994-95	10-17	4-14	Bob Valvano
1993-94	11-16	5-13	Joe Reibel
1992-93	7-20	4-14	Joe Reibel
1991-92	17-11	10-8	Joe Reibel
1990-91	24-6	14-4	Joe Reibel
1989-90	16-11	10-8	Joe Reibel
1988-89	22-8	11-5	Joe Reibel
1987-88	11-17	6-10	Joe Reibel
1986-87	17-10	10-6	Joe Reibel
1985-86	13-14	7-9	Joe Reibel
1984-85	8-19	3-11	Joe Reibel
1983-84	21-9	8-4	Joe Reibel
1982-83	13-14	5-7	Joe Reibel
1981-82	20-9	9-3	Joe Reibel
1980-81	16-10	4-6	Joe Reibel
1979-80	17-9	7-3	Joe Reibel
1978-79	14-12	4-4	Joe Reibel
1977-78	16-10	NA	Joe Reibel
1976-77	17-11	NA	Joe Reibel
1975-76	18-7	NA	Joe Reibel
1974-75	15-10	NA	Joe Reibel
1973-74	12-13	NA	Joe Reibel
1972-73	12-14	NA	Joe Reibel
1971-72	9-17	NA	Joe Reibel
1970-71	10-16	NA	Jim Spalding
1969-70	17-10	NA	Jim Spalding



SCOTT DAVENPORT led Bellarmine to the 2011 national championship.

1968-69	19-9	NA	Jim Spalding
1967-68	13-12	NA	Jim Spalding
1966-67	12-13	NA	Jim Spalding
1965-66	13-8	NA	Alex Groza
1964-65	15-8	NA	Alex Groza
1963-64	13-12	NA	Alex Groza
1962-63	21-6	NA	Alex Groza
1961-62	11-11	NA	Alex Groza
1960-61	11-17	NA	Alex Groza
1959-60	7-15	NA	Alex Groza
1958-59	6-18	NA	Gene Kenney
1957-58	17-9	NA	Gene Kenney
1956-57	13-11	NA	Paulie Miller
1955-56	6-14	NA	Paulie Miller
1954-55	8-14	NA	Eddie Weber
1953-54	14-8	NA	Eddie Weber
1952-53	9-13	NA	Eddie Weber
1951-52	5-17	NA	Norb Raque
1950-51	2-12	NA	Norb Raque

OVERALL COACHING RECORDS/SEASON RESULTS



SCOTT DAVENPORT

ALL-TIME COACHING RECORDS

YEARS	COACH	RECORD	PCT.	GLVC	PCT.
2005-	Scott Davenport	232-82	.740	117-48	.709
2002-05	Chris Pullem	28-54	.341	15-45	.250
1998-02	Charlie Just	49-60	.450	35-47	.427
1994-98	Bob Valvano	55-54	.505	29-47	.382
1971-94	Joe Reibel	346-277	.555	117-115	.504
1966-71	Jim Spalding	71-60	.542		
1959-66	Alex Groza	91-77	.542		
1957-59	Gene Kenney	23-27	.460		
1955-57	Paulie Miller	19-25	.432		
1952-55	Eddie Weber	31-35	.470		
1950-52	Norb Raque	12-19	.194		

1950-1951 (2-12)

OPPONENT	RESULT
St. Mary's	L 79-66
@Villa Madonna	L 87-36
Club Cuero	L 74-47
@Lou. Municipal	W 69-36
Campbellsville	L 95-58
Campbellsville	L 75-39
@Georgetown	L 59-47
Georgetown	L 74-51
Louisville Bible College	W 64-51
Villa Madonna	L 86-61
Fort Knox	L 73-40
Fort Knox	L 81-46
Mackin Cadets	L 65-44
Xavier	L 61-27

1951-1952 (5-17)

OPPONENT	RESULT
Campbellsville	L 93-60
Lindsey-Wilson	W 63-54
Chase	L 84-68
Kentucky State	L 83-47
@Campbellsville	L 82-64
@Centre	L 81-54
@Georgetown	W 61-57
@Fort Knox	L 100-41
@Berea	L 76-58
St. Mary's	W 53-50
Georgetown	L 72-70
@Chase	L 80-59
@Xavier	L 60-58
Centre	W 80-77
@Lindsey-Wilson	L 90-74
Transylvania	W 66-59
@Transylvania	L 57-55
@Louisville	L 75-60
Berea	L 69-56
Louisville	L 85-57
Fort Knox	L 74-53
@Kentucky State	L 61-44

1952-1953 (9-13)

OPPONENT	RESULT
Campbellsville	W 84-78
@Union	L 78-67
Kentucky State	W 91-81
@Berea	L 85-70
@Georgetown	L 84-56
Union	L 79-76
@Lindsey-Wilson	L 79-72
@Centre	L 65-61
St. Mary's	W 108-76
@Vincennes J.C.	W 105-93
Transylvania	W 94-50
@Ky. Wesleyan	L 102-81
Centre	L 72-65
Lindsey-Wilson	W 79-72
Georgetown	W 65-64
Berea	L 95-88
@Kentucky State	L 85-78

@Transylvania	W 78-76
Vincennes J.C.	W 92-74
@Campbellsville	L 85-67
Ky. Wesleyan	L 87-80
@Ky. Wesleyan	L 81-75

1953-1954 (14-8)

OPPONENT	RESULT
Vincennes J.C.	W 70-55
Hanover	L 82-57
Kentucky State	W 70-65
Transylvania	W 92-85
Union	W 92-91
Georgetown	W 72-70
Centre	W 75-63
St. Mary's	W 96-53
Vincennes J.C.	W 79-68
Franklin	W 89-76
Centre	W 84-68
Transylvania	W 99-88
Berea	W 71-50
Franklin	L 78-59
St. Joseph's	L 78-76
Georgetown	L 91-78
Berea	L 75-65
Ky. Wesleyan	L 79-71
Kentucky State	L 63-61
Union	W 80-75
Transylvania	W 78-77
Georgetown	L 76-59

1954-1955 (8-14)

OPPONENT	RESULT
Franklin	W 90-60
Kentucky State	L 63-61
St. Joseph's	L 87-67
Georgetown	L 97-84
Centre	L 73-67
Hanover	W 76-69
Berea	L 73-62
Ky. Wesleyan	L 88-83
Centre	W 67-58
Union	W 98-88
Transylvania	L 78-73
Franklin	L 89-79
Villa Madonna	W 87-72
New Albany Dairymen	W 72-66
Georgetown	L 80-64
Villa Madonna	L 86-76
Ky. Wesleyan	L 91-60
Transylvania	W 84-77
Berea	W 73-69
Union	L 91-84
Morehead State	L 107-80
Ky. Wesleyan	L 85-77

1955-1956 (6-14)

OPPONENT	RESULT
Marian	W 102-47

@St. Joseph's	L 87-83
Georgetown	L 63-56
@Villa Madonna	L 74-67
@Indianapolis	L 95-86
Berea	W 70-57
@Transylvania	L 79-69
Centre	W 69-53
@Hanover	W 70-66
Union	L 84-81
@Georgetown	L 70-57
@Fort Knox	L 99-71
Morehead State	L 103-81
Kentucky State	W 86-77
@Centre	W 86-73
Transylvania	L 56-49
@Union	L 94-91
@Berea	L 87-82
Villa Madonna	L 87-78
Georgetown N	L 62-60

1956-1957 (13-11)

OPPONENT	RESULT
Marian	W 92-65
@Transylvania	W 78-74
Berea	W 94-72
@Xavier	L 73-58
Centre	W 87-79
@Morehead State	L 95-72
St. Joseph's	W 70-68
@Villa Madonna	L 92-76
Hanover	W 93-75
@Georgetown	L 85-79
Transylvania	L 89-75
@Pikeville	W 91-80
@Union	W 91-76
Georgetown	L 87-81
@Indianapolis	L 79-77
Loyola, Md.	N W 74-61
Kentucky State	L 80-77
@Berea	W 77-74
Villa Madonna	L 72-69
EvansvilleN	L 92-76
Union	W 98-87
@Centre	W 86-69
Villa Madonna	N W 95-51
Georgetown	N L 95-81

1957-1958 (17-9)

OPPONENT	RESULT
Transylvania	W 87-64
@Ky. Wesleyan	W 80-78
@Xavier	L 74-58
Morehead State	L 81-71
Villa Madonna	W 95-82
St. Joseph's	W 64-63
Wabash	W 74-68
Baldwin-Wallace	N W 98-67
Capital University	N W 69-60
@Indiana State	L 83-70
Berea	W 89-71
Pikeville	W 107-93
Centre	W 80-75

Union	W 82-80
Georgetown	L 77-75
@Transylvania	L 73-64
@Marian	W 87-68
Kentucky State	W 72-70
@Berea	W 85-72
@St. Joseph's	W 82-74
@Villa Madonna	L 111-83
@Georgetown	L 112-80
@Wabash	L 62-55
@Centre	W 76-60
Berea	N W 63-50
Transylvania	N L 56-54

1958-1959 (6-18)

OPPONENT	RESULT
@Marian	W 74-68
@Notre Dame	L 87-55
@St. Joseph's	L 90-71
Transylvania	L 75-69
@Centre	L 77-64
@Eastern Kentucky	L 80-73
@Indiana State	L 78-77
Indianapolis	N L 76-71
@Pikeville	L 107-91
@Morehead State	L 67-64
Berea	L 79-78
Ky. Wesleyan	L 101-79
@Georgetown	L 103-99
Pikeville	L 91-76
@Transylvania	W 73-68
@Union	L 74-63
Villa Madonna	W 78-67
Georgetown	L 106-79
@Villa Madonna	W 69-64
@Berea	L 94-60
Kentucky State	W 71-67
Centre	L 101-77
St. Joseph's	W 121-108
Union	N K L 79-71

1959-1960 (7-15)

OPPONENT	RESULT
Pikeville	W 74-73
Capital University	W 75-74
@Union	L 93-80
@Xavier	L 85-60
Transylvania	L 78-75
@Kentucky State	L 72-55
@Villa Madonna	L 91-76
Tennessee State	L 111-60
Georgetown	L 84-55
@Ky. Wesleyan	L 103-83
Berea	W 76-63
@St. Joseph's	L 105-92
@Georgetown	W 67-66
Union	W 85-73
@Marian	W 97-84
@Pikeville	L 83-61
@Transylvania	L 102-85
Villa Madonna	L 88-75
Georgetown	L 84-70

SEASON RESULTS

@Berea W 100-84
 St. Joseph's L 98-89
 Georgetown N L 76-62

1960-1961 (11-17)

OPPONENT **RESULT**
 @Campbellsville L 81-72
 @Capital University L 69-53
 @Xavier L 106-69
 Louisville L 79-52
 @Transylvania L 72-52
 @St. Joseph's L 73-70
 @Tennessee State L 89-54
 Fisk N W 61-57
 Marian W 86-61
 Earlham N W 71-63
 Indianapolis N L 64-59
 Ky. Wesleyan L 101-78
 @Berea W 56-50
 Villa Madonna L 91-65
 Georgetown L 80-68
 Union W 62-56
 Campbellsville W 74-71
 Pikeville L 98-78
 @Villa Madonna L 81-61
 Transylvania L 79-60
 @Georgetown L 85-75
 Berea W 69-65
 @Pikeville L 95-68
 @Union W 66-57
 @Centre W 74-62
 St. Joseph's W 66-63
 Transylvania W 70-62
 Villa Madonna L 69-62

1961-1962 (11-11)

OPPONENT **RESULT**
 Campbellsville W 76-75
 @Notre Dame L 71-52
 @Xavier L 93-51
 @Union L 89-76
 @St. Bonaventure L 89-58
 @Niagara L 78-63
 @Villa Madonna W 79-73
 @Marian W 62-58
 @Ky. Wesleyan L 105-77
 Berea W 75-60
 @Georgetown L 88-69
 @Transylvania L 77-68
 Pikeville W 73-66
 Transylvania W 74-69
 @Pikeville L 62-61
 Georgetown L 86-75
 Villa Madonna W 82-64
 Union W 93-82
 @Berea W 82-56
 St. Joseph's W 88-72
 Centre W 85-70
 Villa Madonna N L 63-62

1962-1963 (21-6)

OPPONENT **RESULT**
 @St. Joseph's L 74-71
 Centre W 76-61
 Transylvania W 74-55
 Berea W 96-65
 @Villa Madonna W 89-82
 Prairie View N W 59-47
 @Quincy W 76-71
 Western Illinois N W 62-60
 @Georgetown W 70-62
 Ky. Wesleyan W 69-62
 Union W 92-68
 @Transylvania L 73-49
 Georgetown W 92-80
 @Louisville L 76-60
 @Xavier L 73-56
 @Pikeville W 60-56
 Villa Madonna L 67-61
 @Union W 71-56
 Pikeville W 71-70
 @Centre W 68-49
 @Berea W 76-53
 Marian W 84-71
 Union N W 73-63
 Villa Madonna N W 75-73
 Transylvania N W 66-57
 Oglethorpe L 57-49
 Austin Peay W 96-86

1963-1964 (13-12)

OPPONENT **RESULT**
 @Centre L 63-59
 @Union L 59-52
 Pikeville W 83-68
 Indianapolis L 96-89
 Rockhurst N L 68-66
 Minn.-Duluth N L 74-71
 Austin Peay N W 83-79
 @Pikeville W 70-62
 @Berea W 90-78
 Lipscomb W 56-55
 Georgetown W 78-76
 Transylvania W 76-70
 @Villa Madonna W 77-69
 @Transylvania W 69-66
 @Hanover W 65-52
 @Louisville L 78-70
 @Indianapolis L 103-87
 @Georgetown L 91-78
 Union L 69-66
 Centre W 104-94
 Villa Madonna L 72-64
 @Marian W 76-72
 @Ky. Wesleyan L 86-70
 Berea W 85-69
 @Georgetown L 70-58

1964-1965 (15-8)

OPPONENT **RESULT**
 Berea W 96-73
 Centre W 105-75
 Indianapolis W 94-85
 @Transylvania W 64-49
 @Christian Bros. L 70-69
 Denison N W 73-55
 @Oglethorpe W 65-64
 Louisville L 88-71
 @Lewis L 94-79
 St. Francis, Pa. W 95-85
 @Transylvania L 60-52
 Hanover W 78-62
 @St. Francis, Pa. L 68-66
 @Indianapolis W 78-67
 @Centre W 82-67
 @Villa Madonna W 65-62
 Steubenville L 69-61
 Villa Madonna W 71-64
 Marian W 96-73
 @Berea W 63-57
 Ky. Wesleyan L 73-72
 Norfolk State N W 91-74
 Evansville N L 81-74

1965-1966 (13-8)

OPPONENT **RESULT**
 @Indianapolis W 65-62
 Oakland City W 99-58
 @St. Joseph's, Pa. L 98-68
 @Louisville L 82-52
 @South Dakota St. L 68-66
 @Creighton W 81-78
 @Villa Madonna W 90-82
 Transylvania W 75-62
 Marian W 95-66
 @Tennessee State L 73-71
 Christian Bros. W 75-60
 Lewis L 84-83
 Centre W 102-70
 @Transylvania W 72-71
 Illinois State W 94-55
 Villa Madonna W 68-66
 @Gannon L 83-65
 @Steubenville L 82-72
 @Centre W 93-77
 Tennessee State W 75-66
 @Ky. Wesleyan L 69-56

1966-1967 (12-13)

OPPONENT **RESULT**
 Oakland City W 89-85
 @Austin Peay L 56-55
 Centre W 97-71
 @Marian W 92-73
 Lewis W 86-60
 @Louisville L 104-55
 Texas Wesleyan W 88-79
 Western Carolina N L 86-80
 NE Missouri N L 75-67
 Oklahoma Baptist N L 66-63

@DePaul L 64-63
 @Lewis L 90-75
 @Illinois State W 100-80
 @Steubenville L 74-67
 Tennessee State L 102-74
 Villa Madonna W 79-65
 Gannon W 85-72
 Transylvania W 85-65
 @Tennessee State L 69-60
 Austin Peay L 83-77
 @Villa Madonna W 87-75
 @Transylvania L 91-83
 @Centre W 90-87
 Indianapolis W 98-82
 Ky. Wesleyan L 85-61

1967-1968 (13-12)

OPPONENT **RESULT**
 Oakland City W 92-73
 Marian W 77-72
 @Centre L 87-75
 @Austin Peay L 81-61
 @Middle Tenn. St. L 87-72
 Northwood W 95-70
 @DePaul L 75-62
 @Lewis L 64-62
 @Gannon L 77-64
 @Akron W 52-46
 Bethany W 89-75
 Villa Madonna L 84-78
 Centre W 128-72
 @Ky. Wesleyan L 79-70
 Steubenville W 102-74
 @Transylvania L 91-67
 St. Joseph's, Pa. L 66-62
 Delta State W 75-66
 Austin Peay W 97-69
 Transylvania W 80-68
 @Villa Madonna W 80-63
 @Indianapolis W 94-82
 Central State L 74-53
 Lewis W 101-75
 @Louisville L 107-58

1968-1969 (19-9)

OPPONENT **RESULT**
 St. Benedict's W 74-55
 @Miami, Ohio L 86-67
 @Centre W 112-81
 Middle Tenn. St. W 80-79
 Marian W 95-49
 Transylvania W 73-67
 @St. Leo, Florida W 105-99
 @Biscayne W 91-77
 @Tampa W 85-74
 Corpus Christi W 77-73
 Indianapolis W 97-92
 Lewis W 103-77
 Thomas More W 86-64
 @Transylvania L 82-68
 Ky. Wesleyan W 72-64
 @Austin Peay L 70-67
 Kentucky State W 79-69
 @Thomas More W 78-72
 Austin Peay L 57-54
 @Lewis W 94-70
 Kentucky Southern W 88-71
 Northwood W 105-65
 @DePaul L 85-75
 @Wis.-Milwaukee L 91-88
 @Central State W 64-60
 @Louisville L 93-80
 Alcorn State N L 76-75
 Transylvania N L 65-64

1969-1970 (17-10)

OPPONENT **RESULT**
 Campbellsville W 85-72
 @Kentucky State L 97-85
 @Lewis L 66-63
 @Middle Tenn. St. W 79-75
 Oral Roberts L 84-76
 Transylvania W 84-65
 Thomas More W 66-63
 @Steubenville W 73-62
 @Gannon L 80-74
 @Transylvania W 63-60
 Centre W 91-55
 @Austin Peay W 94-83
 Lewis W 98-68

Central State L 85-74
 Quantico Marines W 95-69
 @Thomas More W 87-86
 Northwood W 89-56
 @Marian W 102-88
 @Xavier L 98-71
 Gannon W 79-61
 @Ky. Wesleyan L 92-81
 @Louisville L 95-75
 @Ashland W 63-57
 Austin Peay W 98-73
 St. Leo, Florida L 79-78
 Tennessee State N L 84-77
 Transylvania N W 115-72

1970-1971 (10-16)

OPPONENT **RESULT**
 Campbellsville W 76-70
 @Xavier L 82-79
 Alcorn State L 84-63
 @Oral Roberts L 112-74
 @Missouri State L 64-63
 @Indiana State W 112-84
 @Louisville L 102-76
 Dalhousie W 87-53
 Steubenville L 74-70
 Christian Brothers W 77-76
 Transylvania W 72-64
 Lewis W 91-83
 Austin Peay L 88-87
 @Central State L 82-58
 @Thomas More L 82-76
 @Centre W 89-76
 Gannon W 96-88
 Middle Tenn. St. L 79-75
 @Transylvania L 81-67
 Ky. Wesleyan L 94-76
 Kentucky State L 108-78
 @Austin Peay L 93-71
 Thomas More L 78-74
 @Wright State W 84-83
 Marian W 90-81
 Ashland L 62-60

1971-1972 (9-17)

OPPONENT **RESULT**
 Campbellsville W 68-62
 @Louisville L 116-58
 Alcorn State W 95-83
 Southern Indiana W 74-70
 Wright State W 74-52
 Akron W 69-68
 @Christian Brothers L 67-52
 Houston Baptist L 77-76
 @Austin Peay L 120-75
 @Ky. Wesleyan L 98-82
 @Ashland L 82-78
 Northwood L 77-67
 Franklin W 92-86
 @Gannon L 101-87
 @Steubenville L 68-64
 @Thomas More L 86-81
 Centre W 107-69
 Parsons W 76-67
 @Kentucky State L 126-71
 Transylvania L 89-59
 Shaw L 49-48
 Tennessee State L 50-45
 Thomas More L 60-55
 No. Kentucky L 103-92
 Ohio Dominican W 111-77
 @Transylvania L 97-76

1972-1973 (12-14)

OPPONENT **RESULT**
 Campbellsville W 72-65
 Kentucky State L 74-73
 IU-Southeast W 86-66
 Marian W 109-68
 @Indiana State L 85-66
 @Akron L 68-60
 Austin Peay N L 94-82
 Fisk N L 84-82
 Steubenville W 59-57
 @Middle Tenn. St. L 74-68
 Ky. Wesleyan L 79-69
 Nebraska Wesleyan W 96-55
 @Franklin L 102-69
 Ashland W 91-59
 Gannon W 84-79

SEASON RESULTS

Northwood W 71-69
 @Thomas More L 76-75
 @Tennessee State L 90-48
 Austin Peay L 100-97
 Transylvania L 73-67
 @Southern Indiana W 84-64
 @Detroit L 83-69
 Thomas More W 85-67
 No. Kentucky W 85-82
 @Ohio Dominican W 85-68
 @Transylvania L 74-72

1973-1974 (12-13)

OPPONENT RESULT
 Campbellsville W 88-80
 IU-Southeast W 85-70
 @Kentucky State L 99-77
 Central State W 80-75
 @Austin Peay L 97-64
 Wittenberg L 64-60
 Southern Indiana W 101-80
 @Indianapolis L 72-61
 @Transylvania L 68-63
 Franklin L 84-67
 No. Kentucky L 88-81
 @Ashland L 93-79
 Georgetown W 76-71
 @Union W 67-65
 Northwood W 57-56
 Transylvania L 68-60
 Thomas More W 89-75
 @Central State L 66-62
 Indiana State W 67-65
 @Ky. Wesleyan L 100-84
 Union W 81-67
 @Wright State L 99-75
 @No. Kentucky W 86-85
 @Thomas More W 87-77
 Akron L 73-66

1974-1975 (15-10)

OPPONENT RESULT
 IU-Southeast L 63-62
 Campbellsville W 86-72
 American Christian L 85-76
 Lipscomb W 93-59
 Austin Peay W 67-55
 West Virginia State N W 74-65
 Capital N L 67-57
 @Southern Indiana W 80-64
 Transylvania W 76-70
 Indianapolis W 86-79
 @No. Kentucky L 87-81
 @Franklin L 74-68
 Mount Marty, S.D. W 96-76
 @Transylvania L 73-65
 @Georgetown L 86-76
 @Lipscomb W 86-75
 Thomas More L 81-75
 Kentucky State L 96-87
 @Akron L 82-47
 Ky. Wesleyan W 100-79
 Wright State W 83-79
 @Thomas More W 62-60
 Walsh W 97-95
 No. Kentucky W 76-72
 Ashland W 73-68

1975-1976 (18-7)

OPPONENT RESULT
 Union W 101-83
 Malone W 70-68
 @Campbellsville W 110-82
 American Christian W 58-49
 @Wittenberg L 76-68
 Transylvania W 73-63
 Dubuque W 84-78
 DePauw W 78-73
 Campbellsville W 78-74
 Georgetown W 103-87
 Southern Indiana W 79-77
 @Thomas More L 97-86
 @Transylvania L 80-70
 @Indianapolis W 77-69
 Thomas More W 84-68
 @Belmont L 68-60
 @No. Kentucky W 74-70
 Lipscomb W 72-62
 Tenn.-Chattanooga L 74-70
 @Ky. Wesleyan W 92-78
 @Wright State L 71-64

@Kentucky State L 117-89
 Belmont W 74-71
 No. Kentucky W 77-76
 IU-Southeast W 67-64

1976-1977 (17-11)

OPPONENT RESULT
 Bethel W 87-75
 IU-Southeast W 55-46
 Campbellsville W 107-62
 @DePauw L 90-83
 @Union W 85-84
 @Morehead State L 90-81
 Transylvania W 78-75
 Middle Tenn. St. Indianapolis W 115-112
 Union W 81-80
 @Southern Indiana W 88-81
 @Transylvania W 88-83
 @Campbellsville W 79-71
 @Georgetown W 97-89
 @Eastern Illinois W 79-77
 Thomas More L 78-77
 @No. Kentucky L 80-78
 Eastern Illinois L 79-77
 @Lipscomb L 79-69
 Ky. Wesleyan W 84-80
 Wright State W 88-85
 Kentucky State L 81-80
 Anderson W 92-79
 @Thomas More W 100-81
 IU-Southeast W 65-60
 No. Kentucky L 75-68
 Eastern Illinois N L 87-72
 @Youngstown State L 81-79

1977-1978 (16-10)

OPPONENT RESULT
 Ohio Wesleyan W 82-70
 Pikeville W 74-63
 Union W 74-65
 @Indianapolis L 79-65
 Georgetown W 77-67
 @Transylvania L 94-85
 Campbellsville W 103-97
 @Youngstown State W 70-63
 @Union L 76-74
 @St. Joseph's L 78-64
 Southern Indiana W 82-77
 DePauw L 73-72
 Ky. Wesleyan L 87-73
 @No. Kentucky W 79-74
 Thomas More W 72-61
 @Campbellsville L 88-67
 IU-Southeast W 106-87
 @Kentucky State W 91-78
 St. Joseph's L 74-73
 @Ky. Wesleyan W 65-63
 @Wright State L 68-63
 Youngstown State W 63-61
 No. Kentucky W 102-67
 @Thomas More W 65-52
 Transylvania L 70-67
 Indianapolis W 92-71

1978-1979 (14-12, 4-4)

OPPONENT RESULT
 Lincoln Memorial W 84-64
 Augusta W 88-80
 @St. Joseph's L 92-89
 @Georgetown L 92-80
 Eastern Illinois W 82-70
 Transylvania W 76-59
 Indianapolis W 99-92
 Morehead State L 88-87
 St. Joseph's W 85-78
 @Youngstown State L 81-74
 Southern Indiana L 96-95
 Union W 94-73
 Ky. Wesleyan W 94-79
 @No. Kentucky L 69-64
 Campbellsville W 103-89
 @Thomas More W 84-72
 @Eastern Illinois L 78-67
 @DePauw L 90-84
 Kentucky State W 85-80
 @Ky. Wesleyan L 72-64
 Wright State L 89-83
 @Southern Indiana L 88-84
 No. Kentucky L 77-76
 Thomas More W 110-72

@Transylvania W 66-64
 @Indianapolis W 92-90

1979-1980 (17-9, 7-3)

OPPONENT RESULT
 Oakland City W 69-66
 Alabama State L 76-75
 Transylvania W 75-63
 @Campbellsville L 104-92
 @Union W 92-89
 Youngstown State W 95-85
 Christian Brothers W 77-73
 @Wright State L 102-79
 Thomas More W 90-65
 @Ashland W 105-85
 Georgetown W 93-72
 @Southern Indiana W 78-69
 @Ky. Wesleyan W 81-67
 No. Kentucky L 93-79
 @Thomas More W 84-72
 St. Joseph's L 101-94
 Indianapolis L 82-80
 Ky. Wesleyan W 100-79
 Southern Indiana W 80-77
 @Kentucky State L 85-84
 Wright State L 66-63
 @No. Kentucky W 95-70
 @St. Joseph's W 78-75
 @Indianapolis W 87-66
 Ashland L 99-95
 @Transylvania W 80-75

1980-1981 (16-10, 4-6)

OPPONENT RESULT
 @Union W 82-79
 SIU-Edwardsville W 97-77
 Arkansas-Pine Bluff W 83-74
 @Georgetown L 66-62
 Campbellsville L 95-87
 Union W 91-54
 Wright State L 85-76
 @Transylvania W 81-73
 Thomas More W 92-83
 @Youngstown State W 78-77
 Oakland City W 90-89
 Southern Indiana L 87-85
 Ky. Wesleyan L 85-80
 Ashland W 106-92
 @Wright State W 87-84
 @St. Joseph's L 80-75
 @Indianapolis L 83-76
 @Ky. Wesleyan L 96-75
 @Southern Indiana L 91-81
 No. Kentucky W 87-82
 Kentucky State W 108-102
 Indianapolis W 74-62
 St. Joseph's W 90-82
 @Ashland W 90-85
 @No. Kentucky L 64-63
 Transylvania W 79-74

1981-1982 (20-9, 9-3)

OPPONENT RESULT
 Pikeville W 62-59
 Savannah State W 84-73
 @Cincinnati L 85-72
 Kentucky State W 83-78
 Georgetown W 72-68
 @Campbellsville L 87-80
 @Thomas More W 95-82
 Union W 94-71
 UPU-Ft. Wayne W 71-68
 Transylvania W 68-63
 Youngstown State W 64-61
 @Ashland L 70-68
 @No. Kentucky L 48-45
 St. Joseph's W 98-85
 Lewis W 83-73
 @Ky. Wesleyan L 63-52
 @Southern Indiana W 94-87
 @Indianapolis W 84-68
 @Kentucky State W 95-77
 No. Kentucky W 65-60
 Ashland W 62-58
 @Lewis L 73-64
 @St. Joseph's W 63-60
 Southern Indiana W 93-66
 Ky. Wesleyan W 78-67
 Indianapolis W 74-73
 @Transylvania L 70-67
 Central State N L 63-61

Wright State N L 87-86

1982-1983 (13-14, 5-7)

OPPONENT RESULT
 Mo.-St. Louis L 66-64
 Lincoln Memorial W 82-72
 @Union W 78-63
 @Cincinnati L 81-70
 @Georgetown W 61-59
 @Youngstown State L 96-79
 @Kentucky State W 77-69
 No. Kentucky W 70-66
 Thomas More W 70-65
 Wright State L 98-91
 Saginaw State L 81-77
 Ashland W 91-72
 Transylvania W 73-71
 Kentucky State W 75-68
 @Indianapolis L 112-90
 @Lewis L 78-68
 @St. Joseph's L 97-86
 Southern Indiana W 92-83
 Ky. Wesleyan L 78-74
 @Ashland W 92-79
 @Wright State L 103-78
 @Transylvania L 76-75
 Indianapolis W 104-87
 Lewis L 63-61
 St. Joseph's W 92-72
 @Ky. Wesleyan L 77-74
 @Southern Indiana L 88-86

1983-1984 (21-9, 8-4)

OPPONENT RESULT
 Missouri-Rolla L 85-83
 Mississippi College W 84-76
 Lincoln Memorial W 75-67
 Transylvania W 89-78
 @IU-Southeast W 62-57
 @Kentucky State L 64-58
 Georgetown W 78-67
 @No. Kentucky W 69-64
 Union W 71-61
 Wright State W 82-70
 @Thomas More W 77-72
 @IU-Southeast W 98-64
 St. Joseph's W 86-80
 Lewis L 68-67
 @Southern Indiana L 85-72
 @Ky. Wesleyan L 82-74
 Ashland W 73-63
 @Transylvania L 75-69
 No. Kentucky W 81-51
 Indianapolis W 83-76
 @Lewis W 75-69
 @St. Joseph's W 85-81
 Southern Indiana W 89-81
 Ky. Wesleyan W 89-75
 @Wright State L 71-59
 @Ashland L 63-61
 Kentucky State W 83-74
 @Indianapolis W 84-82
 Lewis N L 93-87
 Calif.-Bakersfield N W 81-71

1984-1985 (8-19, 3-11)

OPPONENT RESULT
 Davis-Elkins W 95-65
 Lincoln Memorial L 83-70
 @Kentucky State L 72-50
 Transylvania W 63-55
 @Georgetown L 83-82
 @No. Kentucky L 73-63
 @Wright State L 93-84
 Thomas More W 90-81
 Youngstown State L 86-84
 @Union W 89-73
 Kentucky State W 76-62
 @Southern Indiana L 91-81
 @Ky. Wesleyan L 99-94
 St. Joseph's L 90-78
 Lewis L 57-48
 @Ashland L 63-60
 @UPU-Ft. Wayne L 61-56
 @Transylvania L 90-76
 Indianapolis L 83-82
 Ky. Wesleyan L 83-66
 Southern Indiana W 58-56
 @Lewis W 66-61
 @St. Joseph's W 77-75
 Ashland L 61-48

SEASON RESULTS

IUPU-Ft. Wayne L 69-67
 No. Kentucky L 63-57
 @Indianapolis W 80-77

IUPU-Indianapolis W 104-90
 @IUPU-Ft. Wayne L 108-106
 IUPU-Ft. Wayne W 99-94

Northern Kentucky W 88-82
 @Lewis L 77-72
 @St. Joseph's W 84-72
 Southern Indiana W 69-66
 Kentucky Wesleyan N W 84-70
 Grand Valley State# NL 78-72
 Missouri Western# N W 94-83

Lewis W 71-68
 @IUPU-Ft. Wayne W 79-71
 @Ashland L 93-88
 Kentucky Wesleyan L 74-68
 Southern Indiana L 96-89
 @SIU-Edwardsville L 96-85
 @Kentucky State L 81-69

1985-1986 (13-14, 7-9)

OPPONENT	RESULT
Olivet Nazarene	W 81-69
@Anderson	L 73-61
Taylor	W 70-67
@Transylvania	L 63-62
Georgetown	L 80-79
@Kentucky State	L 70-67
No. Kentucky	W 63-62
@IU-Southeast	W 64-61
@Thomas More	W 103-84
@Lewis	L 86-58
@St. Joseph's	L 78-68
Southern Indiana	W 74-73
Ky. Wesleyan	L 87-85
@Ashland	W 85-77
Wright State	L 74-66
@Indianapolis	L 80-71
@IUPU-Ft. Wayne	W 66-61
Kentucky State	W 86-74
Indianapolis	L 66-65
IUPU-Ft. Wayne	W 90-76
Ashland	W 71-58
@Ky. Wesleyan	L 81-79
@Southern Indiana	L 97-87
St. Joseph's	L 93-92
Lewis	L 62-52
Transylvania	W 86-81
@No. Kentucky	W 77-76

1988-1989 (22-8, 11-5)

OPPONENT	RESULT
@Kentucky State	L 89-84
Purdue-Calumet N	W 104-59
Missouri-Rolla	W 55-53
Mo.-St. Louis	W 96-85
@Georgetown	W 83-66
@Thomas More	W 68-65
Transylvania	W 78-71
Ashland	W 61-59
@No. Kentucky	L 80-77
IU-Southeast	W 87-71
@Ky. Wesleyan	W 85-79
@Southern Indiana	L 69-66
St. Joseph's	L 71-63
Lewis	W 102-72
Kentucky State	W 104-88
Indianapolis	W 95-85
@IUPU-Ft. Wayne	W 85-83
SIU-Edwardsville	W 103-101
IUPU-Ft. Wayne	W 100-77
@Transylvania	L 97-77
@IUPUI	W 100-97
@Indianapolis	W 93-92
@Lewis	W 79-72
@St. Joseph's	W 81-73
Southern Indiana	W 80-74
Ky. Wesleyan	L 91-76
No. Kentucky	W 108-105
@Ashland	L 89-68
Ferris State N	W 108-92
@Ky. Wesleyan	L 84-77

1989-1990 (16-11, 10-8)

OPPONENT	RESULT
@IU-Southeast	L 77-76
Lincoln Memorial N	W 69-62
Troy State	W 110-101
@Eastern Kentucky	L 95-80
@SIU-Edwardsville	L 85-72
@Lincoln Memorial	W 93-85
Thomas More	W 108-65
Lewis	W 76-70
@Kentucky State	W 114-94
@St. Joseph's	L 80-79
@Indianapolis	L 82-77
Ashland	W 87-77
IUPU-Ft. Wayne	W 89-88
@Southern Indiana	L 88-76
@Ky. Wesleyan	L 101-87
Georgetown	W 83-75
@No. Kentucky	W 92-75
IUPU-Indianapolis	W 98-95
No. Kentucky	W 97-82
Ky. Wesleyan	L 109-94
Southern Indiana	W 78-75
@IUPU-Ft. Wayne	L 112-94
@Ashland	L 75-47
Indianapolis	W 103-87
St. Joseph's	W 85-81
@Lewis	L 85-84
Kentucky State	W 100-99

1990-1991 (24-6, 14-4)

OPPONENT	RESULT
IU-Southeast	W 91-62
Grace College N	W 113-93
Fayetteville State	W 96-85
@Thomas More	W 103-96
Wilberforce	W 95-75
@Eastern Kentucky	L 84-77
Bethel	W 92-86
@Georgetown	W 102-85
@Kentucky Wesleyan	L 80-72
@Southern Indiana	W 86-84
SIU-Edwardsville	W 99-95
@Kentucky State	W 86-84
IUPU-Ft. Wayne	W 101-87
Ashland	W 96-82
@Northern Kentucky	W 79-73
@Indianapolis	W 103-93
St. Joseph's	W 85-79
Lewis	W 93-69
@IUPUI	W 106-87
Kentucky State	W 95-84
@Ashland	L 70-64
@IUPU-Ft. Wayne	L 92-89
Indianapolis	W 90-83

1991-1992 (17-11, 10-8)

OPPONENT	RESULT
Wisconsin-Platteville N	L 90-58
Henderson State N	W 88-83
@IU-Southeast	W 60-38
Troy State N	L 105-99
Taylor	W 80-64
Lincoln Memorial	W 82-67
Georgetown	L 77-75
@SIU-Edwardsville	W 93-73
Kentucky Wesleyan	W 84-66
Southern Indiana	W 63-55
@IUPUI	W 101-78
Kentucky State	W 94-79
@IUPU-Ft. Wayne	L 99-86
@Ashland	L 75-73
Northern Kentucky	L 95-89
Indianapolis	W 97-63
@St. Joseph's	L 82-70
@Lewis	W 94-75
IUPU-Indianapolis	W 94-81
@Kentucky State	L 81-75
Ashland	W 85-77
IUPU-Ft. Wayne	W 74-71
@Indianapolis	L 67-54
@Northern Kentucky	W 86-82
Lewis	W 84-77
St. Joseph's	L 57-52
@Southern Indiana	W 85-84
@Kentucky Wesleyan	L 85-62

1992-1993 (7-20, 4-14)

OPPONENT	RESULT
IU-Southeast	W 82-63
Bethel N	L 86-69
Union	W 67-46
Central Missouri State	W 62-59
IUPU-Indianapolis	L 88-84
@Georgetown	L 93-90
John Carroll	L 54-53
St. Joseph's	L 75-64
Lewis	W 79-76
@Indianapolis	L 73-70
@Northern Kentucky	L 87-82
Kentucky Wesleyan	L 86-72
Southern Indiana	L 93-82
@IUPU-Ft. Wayne	L 102-75
@Ashland	L 68-64
SIU-Edwardsville	L 78-68
@Kentucky State	L 92-63
Northern Kentucky	L 76-72
Indianapolis	W 61-55
@Southern Indiana	L 105-76
@Kentucky Wesleyan	L 77-54
Ashland	L 74-70
IUPU-Ft. Wayne	L 83-71
@IUPUI	L 76-75
Kentucky State	W 69-65
@St. Joseph's	L 81-59
@Lewis	W 66-54

1993-1994 (11-16, 5-13)

OPPONENT	RESULT
Spalding	W 105-87
Missouri Baptist N	W 76-62
Purdue-Calumet	W 73-69
Oakland City	W 88-81
IUPU-Indianapolis	W 87-85
@IU-Southeast	W 87-77
Georgetown	L 93-76
Kentucky State	L 77-73
@IUPUI	L 94-80
Indianapolis	L 81-77
Northern Kentucky	L 84-66
@Lewis	L 74-60
@St. Joseph's	L 85-62
IUPU-Ft. Wayne	W 84-71
Ashland	W 130-123
@Southern Indiana	L 97-80
@Kentucky Wesleyan	L 101-70
@Northern Kentucky	W 73-72
@Indianapolis	L 83-69
St. Joseph's	L 64-62

1994-1995 (10-17, 4-14)

OPPONENT	RESULT
Spalding	L 87-71
Bethel N	W 74-66
Longwood	W 67-43
@Oakland City	W 72-67
IUPU-Indianapolis	W 91-82
IU-Southeast	W 90-65
@Georgetown	L 90-73
IUPU-Ft. Wayne	W 86-83
Ashland	L 74-72
@Northern Kentucky	L 84-74
@Indianapolis	L 75-70
St. Joseph's	W 70-62
Lewis	W 89-67
@Kentucky Wesleyan	L 108-83
@Southern Indiana	L 70-64
@IUPUI	L 115-108
@Kentucky State	L 85-71
Indianapolis	L 106-77
Northern Kentucky	L 75-64
@Lewis	L 71-58
@St. Joseph's	L 58-52
Southern Indiana	L 76-72
Kentucky Wesleyan	L 88-77
SIU-Edwardsville	W 82-69
Kentucky State	W 77-71
@Ashland	L 76-72
@IUPU-Ft. Wayne	L 81-78

1995-1996 (12-16, 5-15)

OPPONENT	RESULT
Knoxville	W 107-64
@Spalding	W 90-77
Kentucky State	W 87-58
@Kentucky Wesleyan	L 90-75
@IUPU-Ft. Wayne	L 79-74
@St. Joseph's	L 76-63
Quincy	L 78-75
Lewis	W 95-79
@Bahamas	W 77-63
Marymount N	W 86-75
Holy Family N	W 62-57
@Indianapolis	L 81-69
@Northern Kentucky	L 84-71
Wisconsin-Parkside	W 74-57
St. Joseph's	L 71-68
@IU-Southeast	W 97-79
@SIU-Edwardsville	L 74-68
@Quincy	L 90-72
@Kentucky State	L 84-76
Kentucky Wesleyan	L 74-73
@Southern Indiana	L 84-69
IUPU-Ft. Wayne	W 71-68
Indianapolis	L 82-63
@Lewis	L 70-68
@Wis.-Parkside	W 73-69
Southern Indiana	L 88-64
SIU-Edwardsville	W 101-93
Northern Kentucky	L 84-79

1996-1997 (16-11, 9-11)

OPPONENT	RESULT
Knoxville	W 90-65
@St. Joseph's	W 76-73
Spalding	W 94-59
@IUPU-Ft. Wayne	L 67-62
@Old Westbury	W 97-80
Centenary N	W 78-60
@Queens	W 76-59
Indianapolis	L 71-45
Northern Kentucky	L 70-56
@Knoxville	W 99-81
Kentucky Wesleyan	L 63-47
@Lewis	W 69-63
@Southern Indiana	L 99-79
@SIU-Edwardsville	W 70-54
Quincy	L 70-64
Missouri-St. Louis	W 72-64
Asbury	W 98-72
IUPU-Ft. Wayne	W 78-49
St. Joseph's	W 75-63
@Northern Kentucky	L 78-58
@Indianapolis	L 71-49

1987-1988 (11-17, 6-10)

OPPONENT	RESULT
Kentucky State	L 75-69
Tusculum N	W 90-73
Grace College	W 89-73
@Mo.-St. Louis	L 75-65
@SIU-Edwardsville	L 78-76
Transylvania	L 73-69
Thomas More	W 113-100
Georgetown	L 77-74
@IU-Southeast	W 75-72
@Southern Indiana	L 74-72
@Ky. Wesleyan	L 97-81
@Indianapolis	W 95-91
Ashland	L 79-75
No. Kentucky	W 101-99
@St. Joseph's	L 79-65
@Lewis	L 93-79
St. Joseph's	W 63-58
Lewis	L 81-79
@Ashland	L 83-66
@No. Kentucky	W 84-75
@Transylvania	L 76-64
Indianapolis	L 82-81
Southern Indiana	W 71-59
Ky. Wesleyan	L 82-71
@Kentucky State	L 77-76

SEASON RESULTS

Wisconsin-Parkside W 58-56
 Southern Indiana L 65-60
 SIU-Edwardsville W 83-70
 @Missouri-St. Louis W 80-71
 @Quincy L 67-59

1997-1998 (17-10, 11-7)

OPPONENT RESULT
 @St. Vincent L 83-59
 Spalding W 86-39
 Alabama-Huntsville W 67-59
 @Missouri-St. Louis W 84-67
 @Quincy W 87-75
 @McMurry L 94-91
 @St. Edwards W 72-59
 @Schreiner W 76-71
 Southern Indiana L 85-84
 SIU-Edwardsville L 72-67
 Kentucky Wesleyan L 69-66
 @Northern Kentucky L 81-69
 IUPU-Ft. Wayne W 75-59
 St. Joseph's W 84-64
 Oakland City W 87-60
 @Wisconsin-Parkside W 73-71
 @Lewis L 74-66
 @Kentucky Wesleyan L 78-62
 Indianapolis W 84-79
 @Southern Indiana W 89-74
 @SIU-Edwardsville W 86-82
 Quincy W 71-66
 Missouri-St. Louis W 77-57
 Transylvania W 76-67
 @Indianapolis W 65-63
 Northern Kentucky L 83-69
 @Southern Indiana L 102-76

1998-1999 (10-18, 7-15)

OPPONENT RESULT
 Assumption L 96-76
 Spalding W 87-81
 @Northern Kentucky L 70-69
 @Indianapolis L 87-71
 IUPU-Ft. Wayne W 61-46
 @Kentucky Wesleyan L 100-70
 St. Francis, Indiana W 92-83
 MidAmerica Nazarene W 84-63
 Midwestern St. N L 86-74
 St. Joseph's N L 77-69
 @Southern Indiana L 54-47
 @SIU-Edwardsville W 67-59
 Lewis L 61-56
 Wisconsin-Parkside W 78-55
 Missouri-St. Louis W 84-73
 Quincy W 95-89
 @Oakland City L 75-63
 @IUPU-Ft. Wayne L 85-69
 @St. Joseph's L 85-76
 Indianapolis L 83-77
 Northern Kentucky L 83-82
 @Quincy L 71-60
 @Missouri-St. Louis W 81-79
 Kentucky Wesleyan L 75-66
 @Wisconsin-Parkside W 55-49
 @Lewis L 85-79
 SIU-Edwardsville L 77-74
 Southern Indiana L 76-58

1999-2000 (13-14, 8-12)

OPPONENT RESULT
 St. Andrews W 82-64
 Augusta State W 77-63
 @Kentucky State L 87-84
 @Quincy L 76-69
 @Mo.-St. Louis L 73-58
 @Kentucky Wesleyan L 76-72
 @Patten W 80-61
 @Holy Name W 83-81
 Kentucky State W 93-84
 Indianapolis L 87-74
 @Northern Kentucky L 96-83
 IUPU-Ft. Wayne L 102-87
 St. Joseph's W 72-61
 @Southern Indiana L 84-73
 @SIU-Edwardsville L 86-74
 Lewis L 76-64
 Wisconsin-Parkside W 64-57
 Missouri-St. Louis W 78-77
 Quincy W 75-73
 @St. Joseph's W 85-65
 @IUPU-Ft. Wayne W 96-90

Kentucky Wesleyan L 66-59
 SIU-Edwardsville W 91-85
 Southern Indiana L 93-78
 @Wisconsin-Parkside W 64-61
 @Lewis L 86-81
 Southern Indiana N L 87-81

2000-2001 (14-13, 11-9)

OPPONENT RESULT
 Tiffin L 81-76
 Puerto Rico-Humacao W 110-49
 St. Edwards N L 101-91
 @Incarnate Word W 70-69
 Quincy W 99-77
 Mo.-St. Louis W 69-65
 Ky. Wesleyan L 79-76
 @Lipscomb W 93-78
 Christian Brothers L 81-75
 St. Joseph's W 89-88
 @IUPU-Ft. Wayne W 74-67
 @Lewis L 76-63
 @Wisc.-Parkside W 69-62
 @No. Kentucky L 100-69
 @Indianapolis W 100-90
 Southern Indiana L 100-68
 SIU-Edwardsville W 87-70
 @Mo.-St. Louis L 66-50
 @Quincy L 78-71
 Wisc.-Parkside W 66-60
 Lewis W 79-69
 L 81-67
 @Ky. Wesleyan W 90-76
 Indianapolis W 90-76
 No. Kentucky L 90-74
 @SIU-Edwardsville W 91-77
 @Southern Indiana L 113-86
 St. Joseph's N L 90-83

2001-2002 (12-15, 9-11)

OPPONENT RESULT
 Erskine W 70-53
 Findlay L 93-85
 @SIU-Edwardsville W 83-72
 @Lewis L 84-68
 St. Joseph's W 79-68
 Indianapolis L 83-65
 Mid-Cont. College W 103-75
 @Christian Bros. W 89-87
 Ky. Wesleyan L 73-59
 Mercyhurst N L 88-78
 Western Wash. N L 85-65
 @Mo.-St. Louis W 71-63
 @Quincy W 86-83
 Lewis L 80-60
 Wisc.-Parkside W 71-53
 @Indianapolis L 79-77
 @No. Kentucky L 76-72
 @Ky. Wesleyan L 90-62
 @Southern Indiana L 116-94
 Quincy L 86-77
 SIU-Edwardsville W 94-81
 @Wisc.-Parkside W 72-59
 @St. Joseph's W 90-74
 No. Kentucky L 95-73
 Southern Indiana L 103-56
 Mo.-St. Louis W 81-74
 Lewis N L 51-50

2002-2003 (10-18, 5-15)

OPPONENT RESULT
 Bryant N L 74-70
 Presbyterian N L 84-74
 Lake Superior St. N L 86-77
 Bluefield State W 103-68
 Ashland L 120-115
 IU-Southeast W 96-90
 Mo.-St. Louis L 77-68
 Southern Indiana W 82-80
 No. Kentucky L 106-85
 Spalding W 92-80
 @Oakland City W 99-89
 Kentucky State W 90-80
 @St. Joseph's L 106-95
 SIU-Edwardsville L 65-62
 Quincy W 110-101
 @So. Indiana L 107-82
 @Ky. Wesleyan L 110-77
 @No. Kentucky L 75-68
 @Indianapolis L 82-73
 Wisc.-Parkside W 100-95
 Lewis L 99-88

@Quincy L 77-75
 @Mo.-St. Louis W 78-67
 Ky. Wesleyan L 89-85
 Indianapolis L 104-97
 St. Joseph's W 112-104
 @Lewis L 91-66
 @SIU-Edwardsville L 84-76

2003-2004 (9-18, 6-14)

OPPONENT RESULT
 @Kentucky State L 101-83
 Oakland City W 85-78
 Winston Salem L 76-71
 Southern Indiana L 71-60
 Mo.-St. Louis L 85-78
 @Illinois State L 87-53
 @SIU-Edwardsville L 68-53
 @Lewis L 96-75
 @Mercyhurst L 74-70
 Missouri-Rolla W 90-86
 Mercyhurst W 72-57
 St. Joseph's W 81-68
 Indianapolis W 89-81
 Ky. Wesleyan L 89-63
 @Mo.-St. Louis L 85-74
 @Quincy W 74-69
 Lewis L 81-69
 Wisc.-Parkside W 84-81
 @Indianapolis L 95-85
 @No. Kentucky L 100-87
 @Ky. Wesleyan L 109-89
 @Southern Indiana L 113-69
 Quincy W 57-55
 SIU-Edwardsville W 89-67
 @Wisc.-Parkside L 77-58
 @St. Joseph's L 95-74
 No. Kentucky L 82-79

2004-2005 (9-18, 4-16)

OPPONENT RESULT
 Delta State W 91-69
 Cincinnati Clermont W 111-63
 Temple Baptist W 108-47
 No. Kentucky W 64-60
 @St. Joseph's L 99-84
 @Wisc.-Parkside L 84-78
 Quincy W 90-83
 @Delta State L 98-84
 Oakland City W 71-65
 SIU-Edwardsville L 86-70
 Temple Baptist W 104-61
 @Southern Indiana L 109-73
 @Ky. Wesleyan L 97-84
 @No. Kentucky L 85-79
 @Indianapolis L 100-82
 Wisc.-Parkside L 93-82
 Lewis L 93-87
 @Quincy L 68-62
 @Mo.-St. Louis W 89-72
 Ky. Wesleyan L 70-60
 @Oakland City L 79-73
 Indianapolis L 87-72
 St. Joseph's W 99-96
 @Lewis L 69-65
 @SIU-Edwardsville L 83-53
 Mo.-St. Louis L 62-59
 Southern Indiana L 73-59

2005-2006 (14-14, 11-8)

OPPONENT RESULT
 @Ala.-Huntsville L 79-70
 Wayne State W 85-77
 Delta State L 83-77
 Central State N W 79-60
 Glenville State N W 101-80
 Drury L 69-64
 Rockhurst W 67-59
 @St. Joseph's L 77-61
 @Delta State L 76-65
 Alabama-Huntsville L 62-50
 @Wayne State L 68-59
 Southern Indiana L 95-76
 Ky. Wesleyan W 70-69
 @Missouri-Rolla W 72-55
 @Mo.-St. Louis L 92-89
 Wisc.-Parkside W 62-58
 Lewis W 67-65
 @Indianapolis W 58-57
 @No. Kentucky L 75-63
 @Quincy W 106-102
 @SIU-Edwardsville L 67-53

St. Joseph's L 77-55
 Indianapolis W 71-57
 No. Kentucky W 84-64
 @Ky. Wesleyan W 77-69
 @Lewis L 75-73
 @Wisc.-Parkside W 90-83
 Drury N L 79-77

2006-2007 (12-15, 8-11)

OPPONENT RESULT
 @S.C. Upstate W 82-73
 Limestone N L 84-74
 No. Kentucky W 78-66
 SIU-Edwardsville L 54-44
 Quincy W 81-67
 St. Joseph's, Pa. N L 75-63
 Ohio University N L 91-74
 @Louisville L 76-64
 Lindsey-Wilson W 88-67
 California, Pa. N W 82-75
 Gannon N W 81-65
 @Lewis L 71-66
 @Wisc.-Parkside L 93-76
 Mo.-St. Louis W 73-53
 Missouri-Rolla W 85-72
 @Southern Indiana L 88-80
 @Ky. Wesleyan W 75-61
 St. Joseph's W 73-64
 Indianapolis L 66-64
 @Rockhurst L 75-72
 L 81-67
 Wisc.-Parkside W 71-63
 Lewis L 103-99
 Ky. Wesleyan W 72-69
 @No. Kentucky L 91-82
 @Indianapolis L 71-68
 @St. Joseph's L 81-74

2007-2008 (17-11, 11-8)

OPPONENT RESULT
 Hillsdale W 80-71
 @Tusculum W 81-75
 Lincoln Memorial N W 82-70
 NW Missouri State N L 67-60
 SW Minnesota State N W 78-58
 @SIU-Edwardsville W 84-67
 @Quincy W 100-94
 @ West Virginia Tech L 85-81
 Cumberland W 94-69
 Drury L 74-71
 Rockhurst W 92-69
 L 79-71
 @ St. Joseph's L 88-87
 @ Indianapolis L 88-87
 Kentucky Wesleyan L 82-69
 Southern Indiana W 65-49
 West Virginia Tech W 88-64
 @ Missouri S&T W 83-58
 @ Missouri-St. Louis W 65-54
 Wisconsin-Parkside W 70-67
 Lewis L 77-67
 @ Northern Kentucky W 75-71
 Indianapolis W 61-54
 St. Joseph's W 82-73
 Northern Kentucky L 67-66
 @ Kentucky Wesleyan L 73-58
 @ Lewis W 65-63
 @ Wisconsin-Parkside L 73-67
 @ Drury * L 70-66

2008-2009 (26-7, 13-5)

OPPONENT RESULT
 @Hillsdale College W 82-60
 Florida Southern W 62-60
 King College W 85-63
 @Saint Joseph's W 78-64
 @Indianapolis W 86-71
 Cumberlands W 77-59
 @Tusculum W 81-62
 @W.V. State W 82-78
 Pfeiffer N W 105-84
 West Liberty State W 88-85
 @WJU-M W 82-76
 Northern Kentucky W 77-60
 Kentucky Wesleyan W 69-48
 Southern Indiana W 82-68
 @Missouri-St. Louis L 69-70
 @Rockhurst L 68-79
 Drury W 84-64
 Missouri S&T W 87-57
 @Lewis Flyers L 72-75
 @Quincy University L 68-74

SEASON RESULTS

Wisconsin-Parkside	W 94-69
St. Joseph's	W 91-83
@Kentucky Wesleyan	L 67-75
@Wisconsin-Parkside	W 83-56
Lewis	W 77-71
Indianapolis	W 89-68
@Northern Kentucky	W 76-68
Quincy *	W 69-45
@So. Indiana *	W 54-50
No. Kentucky N *	L 47-69
Ky. Wesleyan N #	W 76-65
Lake Superior N #	W 92-83
@Findlay #	L 86-89

2009-2010 (23-9,12-6)

OPPONENT	RESULT
Salem International	W 92-75
Hillsdale	W 76-68
@ Wayne State	L 74-84
Minnesota Duluth N	W 90-48
Michigan Tech N	W 79-66
@ Southern Indiana	L 62-75
@ Kentucky Wesleyan	L 65-81
Ohio Valley	W 87-48
IU-Southeast	L 80-87
Cumberland	W 78-57
Tusculum	W 71-59
Wisc.-Parkside	W 82-75
Lewis	W 79-73
@ Rockhurst	L 68-70
@ Drury	L 74-78
Indianapolis	W 78-67
St. Joseph's	W 95-81
@ Missouri-St. Louis	W 71-48
@ Northern Kentucky	W 74-69
@ Quincy	L 68-73
@ UIS	W 71-67
Missouri S&T	W 81-65
Maryville	W 86-67
Northern Kentucky	W 85-77
@ Indianapolis	W 88-80
Kentucky Wesleyan	L 69-71
Southern Indiana	W 81-71
Quincy	W 76-60
Drury N	W 85-65
Kentucky Wesleyan N	W 79-69
Central State#	N W 70-66
Quincy#	N L 61-66

2010-2011 (33-2, 17-1)

OPPONENT	RESULT
Wayne State	W 87-73
@ West Virginia St.	W 103-79
@ Charleston	W 79-59
@ Kentucky Wesleyan	W 78-75
@ Southern Indiana	W 69-60
West Virginia St.	W 93-73
IU-Southeast	W 97-70
King	W 75-64
St. Catharine	L 74-79
Harris-Stowe st.	W 94-70
@ Lewis	W 72-69
@ Wisc.-Parkside	W 82-54
Drury	W 85-75
Rockhurst	W 92-62
Mo.- St.-Louis	W 87-64
@ St. Joseph's	W 75-54
@ Indianapolis	W 99-97
No. Kentucky	W 85-74
Ill.-Springfield	W 100-74
Quincy	W 79-57
@ Maryville	W 76-56
@ Missouri S&T	W 87-73
@ No. Kentucky	W 71-59
Indianapolis	W 80-70
So. Indiana	W 84-79
Ky. Wesleyan	L 86-94
Rockhurst	W 72-52
Ky. Wesleyan N	W 86-73
So. Indiana N	W 87-81
Indianapolis#	W 84-70
No. Kentucky#	W 87-82
Ferris St.#	W 85-66
Midwestern St.# N	W 70-64
Minn. St. Mankato# N	W 81-74
BYU-Hawaii#	N W 71-68

2011-2012 (29-4, 16-2)

OPPONENT	RESULT
Saginaw Valley	W 85-71
@Wayne State	W 92-80

@Grand Valley St.	W 70-67
IU Southeast	N W 79-69
Malone	N W 87-40
@Indianapolis	L 94-99
@Saint Joseph's	W 78-75
Ohio Valley	W 112-58
St.Catharine	W 91-79
@Wheeling Jesuit	W 91-78
Rockhurst	W 90-61
William Jewell	W 85-57
@Drury	W 84-65
@Missouri S&T	W 80-50
Northern Kentucky	W 64-60
Lewis	W 84-56
Wisconsin Parkside	W 99-69
Southern Indiana	W 67-53
@ Ky Wesleyan	W 80-68
@Wisc.-Parkside	W 90-71
@Lewis	W 80-75
St. Joseph's	W 100-70
Indianapolis	W 93-79
@Southern Indiana	L 72-75
Ky. Wesleyan	W 78-61
@No. Kentucky	W 86-75
Lewis N*	W 82-62
So Indiana N*	L 68-71
Lewis#	W 66-57
Findlay#	W 86-63
Ky. Wesleyan#	W 79-74
Ala.-Huntsville N#	W 82-73
Montevallo N#	L 72-79

2012-2013 (24-8, 12-6)

OPPONENT	RESULT
Wayne State	W 79-65
Grand Valley	W 64-57
@ Philander Smith	W 92-69
@ Virginia at Wise	W 88-47
@ W. Virginia Tech	W 80-69
WJU-M	W 92-67
UC Clermont	W 90-57
Nova S.Eastern	W 75-48
Quincy	W 65-50
UIS	W 81-52
@ Missouri-St. Louis	L 82-87
@ Maryville	L 64-69
Wisconsin-Parkside	W 65-58
Lewis	W 75-71
@ McKendree	W 71-56
@ Saint Joseph's	W 84-70
@ Indianapolis	W 77-68
@ Southern Indiana	L 49-62
Kentucky Wesleyan	W 86-69
UINDY	L 62-64
ST. Joseph's College	W 95-77
@ Lewis	W 78-56
@ UW-Parkside	L 72-74
Southern Indiana	W 73-62
@ Kentucky Wesleyan	L 62-67
McKendree	W 80-66
UIS	W 79-57
vs Maryville*	W 53-48
vs Drury*	L 62-69
vs IndianapolisN#	W 67-61
vs S. Indiana N#	W 78-55
@ Drury N#	L 61-67

2013-2014 (23-8, 12-6)

OPPONENT	RESULT
Marian	W 77-71
Christian Brothers	W 74-57
IU Southeast N	W 88-75
King N	W 84-71
West Virginia Tech	W 86-51
Virginia Union	W 86-64
Ohio Valley	W 106-72
@Fairmont State	W 81-73
@William Jewell	W 73-63
@Rockhurst	W 92-64
Drury	W 85-77
Missouri S&T	W 89-79
Indianapolis	L 81-79
Saint Joseph's	W 103-60
Southern Indiana	L 68-66
@UW-Parkside	L 76-74
@Lewis	L 76-68
McKendree	W 97-77
Illinois-Springfield	W 73-53
@Quincy	W 90-79
@Truman State	L 92-90
Missouri-St. Louis	W 72-59

Maryville	W 76-72
@Saint Joseph's	W 106-63
@Indianapolis	W 96-81
@Southern Indina	L 72-69
William Jewell*	W 82-69
Indianapolis N*	W 90-74
UW-Parkside N*	W 90-78
South. Indiana N*	L 86-73
Indianapolis #	L 80-75

2014-2015 (31-4, 17-1)

OPPONENT	RESULT
Northwood	W 84-67
Saginaw Valley	W 81-71
Findlay	W 63-54
Christian Brothers	W 74-69
Cedarville	W 93-74
Indiana Southeast	W 100-83
Ohio Valley	W 97-75
Florida Southern	L 96-101 OT
Fairmont State	W 75-55
Rockhurst	W 73-56
William Jewell	W 70-50
Missouri S&T	W 81-62
Drury	W 62-58
Indianapolis	L 62-66
St. Joseph's	W 91-71
Southern Indiana	W 83-70
Lewis	W 82-79 OT
Wisc.-Parkside	W 75-52
Illinois-Springfield	W 80-60
McKendree	W 82-63
Truman State	W 89-73
Quincy	W 91-70
Maryville	W 83-66
Missouri-St. Louis	W 88-78
St. Joseph's	W 95-71
Indianapolis	W 73-65
Southern Indiana	W 67-54
Maryville N*	W 83-73
Indianapolis N*	W 81-73
Drury N*	L 70-77
Drury #	W 84-60
Lake Superior #	W 85-59
Indianapolis #	W 81-72
Minnesota St. Moorhead #	W 92-75
Florida Southern #	L 76-79